

**TELKOMNIKA**

Telecommunication, Computing, Electronics and Control

ISSN: 1693-6930, e-ISSN: 2302-9293

Accredited First Grade by Ministry of Research, Technology and Higher Education, Republic of Indonesia, Decree No: 21/E/KPT/2018


Scopus
indexed

HOME ABOUT LOGIN REGISTER SEARCH CURRENT ARCHIVES
ANNOUNCEMENTS

Home > Vol 17, No 3

TELKOMNIKA (Telecommunication Computing Electronics and Control)

TELKOMNIKA (Telecommunication, Computing, Electronics and Control) ISSN: 1693-6930, e-ISSN: 2302-9293 is a peer-reviewed, scientific journal published by Universitas Ahmad Dahlan (UAD) in collaboration with Institute of Advanced Engineering and Science (IAES). The aim of this journal is to publish high-quality articles dedicated to all aspects of the latest outstanding developments in the field of electrical engineering. Its scope encompasses the applications of Telecommunication and Information Technology, Applied Computing and Computer, Instrumentation and Control, Electrical (Power), and Electronics Engineering. It was first published in 2003. Beginning with issue 1 of volume 16 (2018), TELKOMNIKA will be published as a bimonthly journal (6 issues/year). The journal registered in the CrossRef system with Digital Object Identifier (DOI) prefix 10.12928. The Journal has been indexed by [SCOPUS](#), [Google Scholar](#), [Scholar Metrics](#) etc; accredited 'A' Grade by DGHE (Ministry of Research, Technology and Higher Education, Republic of Indonesia); registered [BASE - Bielefeld Academic Search Engine](#) and CORE KMI, etc. The Journal also have a license agreement with [ProQuest LLC](#) and [EBSCO Publishing](#).



Authors should submit only papers that have been carefully proofread and polished. Manuscripts are accepted with the understanding that they are original or extended version of previously published papers in conferences and/or journals and that, if the work received an official sponsorship, it has been duly released for open publication. Before submission please make sure that your paper is prepared using the journal paper template. The authors must refer to TELKOMNIKA Journal for writing format and style ([Please download and use as template for initial manuscript submission](#)). This will ensure fast processing and publication. Any papers not fulfilling the requirements based on the guideline to authors will not be processed.

If you have any problems with the online submission, please do email to telkomnika [at] ee.uad.ac.id (subject: Your Name_Problem with Online Submission), and cc: tole [at] journal.uad.ac.id, tole.uad [at] _____

USER

Username

Password

Remember me

ICW-TELKOMNIKA

2019 ICW-TELKOMNIKA International Conference

JOURNAL METRICS

SJR 2017 : 0.265 (Q3)
CiteScore 2017 : 0.63
SNIP 2017 : 0.580

TELKOMNIKA is the best journal in Indonesia 2017

Telkomnika

Q3 Electrical and Electronic Engineering
best quartile

SJR 2017
0.26

powered by scimagojr.com

QUICK LINKS

- Author Guideline
- Editorial Boards
- Reviewers
- Online Submissions
- Abstracting and Indexing
- Publication Ethics
- Visitor Statistics
- Contact Us

JOURNAL HARDCOPY

Order journal prints (hardcopy) <<click in here>>

JOURNAL CONTENT

Search

Search Scope
All

Browse

- By Issue
- By Author
- By Title
- Other Journals

**TELKOMNIKA**

Telecommunication, Computing, Electronics and Control

ISSN: 1693-6930, e-ISSN: 2302-9293

Accredited First Grade by Ministry of Research, Technology and Higher Education, Republic of Indonesia, Decree No: 21/E/KPT/2018

Scopus
indexed

HOME ABOUT LOGIN REGISTER SEARCH CURRENT ARCHIVES
ANNOUNCEMENTS

Home > About the Journal > **Editorial Team**

Editorial Team

Editor-in-Chief

[Dr. Tole Sutikno](#), Universitas Ahmad Dahlan, Indonesia

Editor-in-Chief for Power Engineering

[Dr. Ahmet Teke](#), Cukurova University, Turkey

Editor-in-Chief for Electronics Engineering

[Prof. Dr. Faycal Djeflal](#), University of Batna, Batna, Algeria

Editor-in-Chief for Power Electronics and Drives

[Assoc. Prof. Dr. Nik Rumzi Nik Idris](#), Universiti Teknologi Malaysia, Malaysia

Editor-in-Chief for Control Engineering

[Dr. Auzani Jidin](#), Universiti Teknikal Malaysia Melaka (UTeM), Malaysia

Editor-in-Chief for Signal Processing

[Assoc. Prof. Dr. Nidhal Bouaynaya](#), Rowan University, Glassboro, NJ, United States

Editor-in-Chief for Telecommunication Engineering

[Prof. Dr. Leo P. Ligthart](#), Delft University of Technology, Netherlands

Editor-in-Chief for Machine Learning, AI and Soft Computing

[Prof. Dr. Luis Paulo Reis](#), University of Minho, Portugal

Editor-in-Chief for Computer Science, Informatics and Information System

[Assoc. Prof. Dr. Wanquan Liu](#), Curtin University of Technology, Australia

Associate Editors

[Prof. Dr. Ahmad Saudi Samosir](#), Lampung University, Indonesia

[Prof. Franco Frattolillo, Ph.D.](#), University of Sannio, Italy

[Prof. Dr. Hussain Al-Ahmad](#), Khalifa University, United Arab Emirates

[Prof. Longquan Yong](#), Shaanxi University of Technology, China

[Prof. Ing. Mario Versaci](#), Mediterranean University of Reggio Calabria, Italy

[Prof. Dr. Mirosław Swiercz](#), Politechnika Białostocka, Poland

[Prof. Dr. Omar Lengerke](#), Universidad Autónoma de Bucaramanga, Colombia

[Prof. Dr. Srinivasan Alavandar](#), CK College of Engineering and Technology, India

[Prof. Dr. Tarek Bouktir](#), Ferhat Abbas University, Setif, Algeria

[Prof. Dr. Zahriladha Zakaria](#), Universiti Teknikal Malaysia Melaka, Malaysia

[Prof. Dr. Francis C.M. Lau](#), The University of Hong Kong, Hong Kong

[Assoc. Prof. Dr. Luchakorn Wuttisittikulki](#), Chulalongkorn University, Thailand

[Assoc. Prof. Dr. Mochammad Facta](#), Diponegoro University, Indonesia

[Assoc. Prof. Dr. Mohamed Arezki Mellal](#), M'Hamed Bougara University, Algeria

[Asst. Prof. Dr. Supavadee Aramvith](#), Chulalongkorn University, Thailand

[Asst. Prof. Dr. Andrea Francesco Morabito](#), University of Reggio Calabria, Italy

[Dr. Achmad Widodo](#), Universitas Diponegoro, Indonesia

[Dr. Arianna Mencattini](#), University of Rome "Tor Vergata", Italy

[Dr. Deris Stiawan](#), Universitas Sriwijaya, Indonesia

[Dr. Haruna Chiroma](#), Federal College of Education (Technical), Gombe, Nigeria

[Dr. Huchang Liao](#), Sichuan University, China

[Dr. Jacek Stando](#), Technical University of Lodz, Poland

[D. Jude Hemanth](#), Karunya University, India

[Mark S. Hooper](#), Analog/RF IC Design Engineer (Consultant) at Microsemi, United States

[Dr. Munawar A Riyadi](#), Universitas Diponegoro, Indonesia

[Dr. Shahrin Md Ayob](#), Universiti Teknologi Malaysia, Malaysia

[Dr. Surinder Singh](#), SLIET Longowal, India

[Dr. Tutut Herawan](#), Universiti Malaya, Malaysia

[Dr. Yang Han](#), University of Electronic Science and Technology of China, China

[Dr. Yin Liu](#), Symantec Research Labs' Core Research group, United States

[Dr. Youssef Said](#), Tunisie Telecom Sys'Com Lab, National Engineering School of Tunis (ENIT), Tunisia

[Dr. Yuthapong Tuppadung](#), Provincial Electricity Authority (PEA), Thailand

[Dr. Zhixiong Li](#), China University of Mining and Technology, China

TELKOMNIKA Telecommunication, Computing, Electronics and Control

ISSN: 1693-6930, e-ISSN: 2302-9293

Universitas Ahmad Dahlan, 4th Campus, 9th Floor, LPPI Room

Jl. Ringroad Selatan, Kragilan, Tamanan, Banguntapan, Bantul, Yogyakarta, Indonesia 55191

Phone: +62 (274) 563515, 511830, 379418, 371120 ext. 4902, Fax: +62 274 564604



This work is licensed under a [Creative Commons Attribution-NonCommercial 4.0 International License](https://creativecommons.org/licenses/by-nc/4.0/).

USER

Username

Password

Remember me

[Login](#)

ICW-TELKOMNIKA

2019 ICW-TELKOMNIKA
International Conference

JOURNAL METRICS

SJR 2017 : 0.265 (Q3)
CiteScore 2017 : 0.63
SNIP 2017 : 0.580

TELKOMNIKA is the best journal in Indonesia 2017

Telkomnika

Q3 Electrical and Electronic Engineering
best quartile

SJR 2017
0.26

powered by scimagojr.com

QUICK LINKS

- Author Guideline
- Editorial Boards
- Reviewers
- Online Submissions
- Abstracting and Indexing
- Publication Ethics
- Visitor Statistics
- Contact Us

JOURNAL HARDCOPY

Order journal prints (hardcopy) <<click in here>>

JOURNAL CONTENT

Search

Search Scope
All

[Search](#)

Browse

- By Issue
- By Author
- By Title
- Other Journals



HOME ABOUT LOGIN REGISTER SEARCH CURRENT ARCHIVES
ANNOUNCEMENTS

Home > Archives > **Vol 17, No 1**

Vol 17, No 1

February 2019

DOI: <http://dx.doi.org/10.12928/telkomnika.v17i1>

Table of Contents

Nature grasping by a cable-driven under-actuated anthropomorphic robotic hand	PDF	1-7
<i>Li Tian, Nadia Magnenat Thalmann, Daniel Thalmann, Jianmin Zheng</i>		
A wideband reflectarray antenna based on organic substrate materials	PDF	8-14
<i>H. I. Malik, M. Y. Ismail, Sharmiza Adnan, S. R. Masrol, N. Nafarizal</i>		
Comparative study of selected subcarrier index modulation OFDM schemes	PDF	15-22
<i>Rawaa J. Hasan, Hikmat N. Abdullah</i>		
Research, design and fabrication of a microwave active filter for nanosatellite's receiver front-ends at s-band	PDF	23-31
<i>Linh Ta Phuong, Bernard Journet, Duong Bach Gia</i>		
Development of wireless and intelligent home automation system	PDF	32-38
<i>Khalil Azha Mohd Annuar, Muhammad Faiq Maharam, Nik Azran Ab Hadi, Mohamad Haniff Harun, Mohd Firdaus Mohd Ab Halim</i>		
Evaluation of network security based on next generation intrusion prevention system	PDF	39-48
<i>Gilang Intan Permatasari Duppa, Nico Surantha</i>		
Performance of cluster-based cognitive multihop networks under joint impact of hardware noises and non-identical primary co-channel interference	PDF	49-59
<i>Pham Minh Nam, Tran Trung Duy, Phan Van Ca</i>		
Dual-band aperture coupled antenna with harmonic suppression capability	PDF	60-67
<i>Faza Syahirah Mohd Noor, Zahriladha Zakaria, Herwansyah Lago, Maizatul Alice Meor Said</i>		
Performance comparison of transmitting jumbo frame on Windows and Linux System	PDF	68-75
<i>Supriyanto Praptodiyono, Rian Sofhan, Anggoro S. Pramudyo, Teguh Firmansyah, Azlan Osman</i>		
Design of spiral labyrinth microstrip antenna for DVB-T application	PDF	76-85
<i>Indra Surjati, Syah Alam, Juliarto Karnadi</i>		
Analysis of switching and matching stubs in reconfigurable power divider with SPDT switch function	PDF	86-94
<i>N. Edward, N. A. Shairi, Z. Zakaria, I. D. Saiful Bahri</i>		
Comparison of stemming algorithms and its effect on Indonesian text processing	PDF	95-102
<i>Afian Syafaadi Rizki, Aris Tjahyanto, Rahmat Trialih</i>		
Biometric identification using augmented database	PDF	103-109
<i>Regina Lionnie, Ellisa Agustina, Wahyu Sediono, Mudrik Alaydrus</i>		
Analysis of DBSCAN and K-means algorithm for evaluating outlier on RFM model of customer behaviour	PDF	110-117
<i>Siti Monalisa, Fitra Kurnia</i>		
Hybrid model for forecasting space-time data with calendar variation effects	PDF	118-130
<i>Suhartono Suhartono, I Made Gde Meranggi Dana, Santi Puteri Rahayu</i>		

USER

Username

Password

Remember me

[Login](#)



JOURNAL METRICS

SJR 2017 (Q3)	: 0.265
CiteScore 2017	: 0.63
SNIP 2017	: 0.580

TELKOMNIKA is the best journal in Indonesia 2017



- QUICK LINKS**
- Author Guideline
 - Editorial Boards
 - Reviewers
 - Online Submissions
 - Abstracting and Indexing
 - Publication Ethics
 - Visitor Statistics
 - Contact Us

JOURNAL HARDCOPY

Order journal prints (hardcopy) <<click in here>>

JOURNAL CONTENT

Search

Search Scope

[Search](#)

Browse

- By Issue
- By Author
- By Title
- Other Journals

Load balancing clustering on moodle LMS to overcome performance issue of e-learning system	PDF	
<i>Mujiono Sadikin, Raka Yusuf, Arif Rifai D.</i>		131-138
New instances classification framework on Quran ontology applied to question answering system	PDF	
<i>Fandy Setyo Utomo, Nanna Suryana, Mohd Sanusi Azmi</i>		139-146
The design of smart notification on android gadget for academic announcement	PDF	
<i>Agustina Heryati, Evi Yulianti, Faradillah Faradillah, Dewi Sartika, Dhamayanti Dhamayanti, Imelda Saluza, Ahmad Sanmorino</i>		147-152
Remote interpreter API model for supporting computer programming adaptive learning	PDF	
<i>Rosihan Ari Yuana, Ignasius Agus Leonardo, Cucuk Wawan Budiyanto</i>		153-160
Ontology Design of Family Planning Field Officer for Family Planning Agency Using OWL and RDF	PDF	
<i>Rolly Maulana Awangga, Setiawan Assegaff, Syafrial Fachri Pane, Muhammad Firman Kahfi</i>		161-169
A gamification framework to enhance students' intrinsic motivation on MOOC	PDF	
<i>Rujianto Eko Saputro, Sazilah Salam, Mohd. Hafiz Zakaria, Toni Anwar</i>		170-178
Knowledge management system SOP using semantic networks connected with personnel information system: case study Universitas Singaperbangsa Karawang	PDF	
<i>Intan Purnamasari, Irman Hermadi, Yani Nurhadyani</i>		179-186
Assessing students' continuance intention in using multimedia online learning	PDF	
<i>Taqwa Hariguna, Akmal Akmal</i>		187-193
Blood image analysis to detect malaria using filtering image edges and classificatio	PDF	
<i>Murk Hassan Memon, Tariq Jamil Saifullah Khanzada, Sheeraz Memon, Syed Raheel Hassan</i>		194-201
The antecedent of citizen intention use of e-government service	PDF	
<i>Taqwa Hariguna, Chung-Wen Hung, Husni Teja Sukmana</i>		202-209
Modelling and implementation of 9tka game with MaxN algorithm	PDF	
<i>Dina Stefani, Frederikus J., Irene Astuti Lazarusli, Samuel Lukas, Petrus Widjaja</i>		210-217
Private cloud storage implementation using OpenStack Swift	PDF	
<i>Agustinus Noertjahyana, Juan Reno, Henry Novianus Palit, Justinus Andjarwirawan</i>		218-225
Integrating fuzzy logic and genetic algorithm for upwelling prediction in Maninjau Lake	PDF	
<i>Muhammad Rofiq, Yogie Susdyastama Putra, Wayan Firdaus Mahmudy, Herman Tolle, Ida Wahyuni, Philip FASTER Eka Adipraja, Hafrijal Syandri</i>		226-234
Natural Automatic Musical Note Player using Time-Frequency Analysis on Human Play	PDF	
<i>Khafizh Hastuti, Arry Maulana Syarif, Ahmad Zainul Fanani, Aton Rustandi Mulyana</i>		235-245
A coupled-line balun for ultra-wideband single-balanced diode mixer	PDF	
<i>M. Y. Algumaei, N. A. Shairi, Z. Zakaria, A. M. Zobilah, N. Edward</i>		246-252
The influence of sampling frequency on tone recognition of musical instruments	PDF	
<i>Linggo Sumarno, Kuntoro Adi</i>		253-260
Stereo matching based on absolute differences for multiple objects detection	PDF	
<i>Rostam Affendi Hamzah, Melvin Gan Yeou Wei, Nik Syahrim Nik Anwar</i>		261-267
Cognitive artificial-intelligence for doernenburg dissolved gas analysis interpretation	PDF	
<i>Karel Octavianus Bachri, Umar Khayam, Bambang Anggoro Soedjarno, Arwin Datumaya Wahyudi Sumari, Adang Suwandi Ahmad</i>		268-274
Implementation of web scraping on github task monitoring system	PDF	
<i>Rolly Maulana Awangga, Syafrial Fachri Pane, Restiyana Dwi Astuti</i>		275-281
The use of mobile-assisted virtual reality in fear of darkness therapy	PDF	
<i>Erick Paulus, Mira Suryani, Puspita Adhi Kusuma Wijayanti, Firdaus Perdana Yusuf, Aulia Iskandarsyah</i>		282-290
Reference broadcast synchronization and time division multiple access implementation on WSN	PDF	
<i>Sabriansyah Rizqika Akbar, Mochammad Hannats Hanafi Ichsan, Aulia Arif Darmawan</i>		291-298

WSN performance based on node placement by genetic algorithm at smart home environment <i>Mochammad Hannats Hanafi Ichsan, Wijaya Kurniawan, Gembong Edhi Setyawan, Irma Asri Kartika Sandy</i>	299-306
PDF	
An idea of intuitive mobile diopter calculator for myopia patient <i>Komang Candra Brata, Mukhammad Sharif Hidayatulloh</i>	307-313
PDF	
Big 5 ASEAN capital markets forecasting using WEMA method <i>Seng Hansun, Marcel Bonar Kristanda, P. M. Winarno</i>	314-319
PDF	
Optimization of smart traffic lights to prevent traffic congestion using fuzzy logic <i>Dian Hartanti, Rosida Nur Aziza, Puji Catur Siswipraptini</i>	320-327
PDF	
Digital book for assessment and evaluation courses based on Kvisoft-kelase asynchronous pattern <i>Dewa Gede Hendra Divayana, Nyoman Santiyadnya, I Gede Ratnaya, I Gede Sudirtha, Suratmin Suratmin, I Putu Darmayasa</i>	328-336
PDF	
Recent development in electronic nose data processing for beef quality assessment <i>Riyanarto Sarno, Dedy Rahman Wijaya</i>	337-348
PDF	
Lane detection system for day vision using altera DE2 <i>Amjad J. Humaidi, Mohammed Abdulraheem Fadhel, Ahmed R. Ajel</i>	349-361
PDF	
Architecture design for a multi-sensor information fusion processor <i>Catherine Olivia Sereati, Arwin Datumaya Wahyudi Sumari, Trio Adiono, Adang Suwandi Ahmad</i>	362-369
PDF	
Quartz crystal microbalance based electronic nose system implemented on Field Programmable Gate Array <i>Misbah Misbah, Muhammad Rivai, Fredy Kurniawan</i>	370-376
PDF	
High secure buffer based physical unclonable functions (PUF's) for device authentication <i>Sadulla Shaik, Anil Kumar Kurra, A. Surendar</i>	377-383
PDF	
2.45 GHz rectenna with high gain for RF energy harvesting <i>Maizatul Alice Meor Said, Zahriladha Zakaria, Mohd Nor Husain, Mohamad Harris Misran, Faza Syahirah Mohd Noor</i>	384-391
PDF	
Fit-NES: wearable bracelet for heart rate monitoring <i>Muhammad Ikhsan Sani, Giva Andriana Mutiara, Raden Sri Dewanto Wijaya Putra</i>	392-399
PDF	
Study of direct current motor power requirement for manikin smart irrigation systems <i>Folkes E. Laumal, Darmawan Napitupulu, Oktaf B. Kharisma, Kusa B. N. Nope, Robinson A. Wadu</i>	400-407
PDF	
Simulation of mixed-load testing process in an electronic manufacturing company <i>Hayati Mukti Asih, Chong Kuang Eng, Lee Mei Ph'ng</i>	408-416
PDF	
Squirrel cage induction motor scalar control constant V/F analysis <i>K. A. M. Annuar, M. R. Sapiee, Rozilawati M. Nor, M. S. M. Azali, M. B. N. Shah, Sahazati Md. Rozali</i>	417-424
PDF	
DC bus stabilization using passive damping network in distributed power system with constant power load <i>Awang Bin Jusoh, Mohamad Hamka Bin Saiful, Tole Sutikno</i>	425-437
PDF	
Ambient light adaptive LED light dimmer <i>Taufik Taufik, William Xiong, Jonathan Sato, Saidah Saidah</i>	438-447
PDF	
Transistor mismatch effect on common-mode gain of cross-coupled amplifie <i>Zainul Abidin, Eka Maulana, Ramadhani Kurniawan Subroto, Wijono Wijono</i>	448-452
PDF	
Power loss analysis of current-modules based multilevel current-source power inverters <i>Suroso Suroso, Winasis Winasis, Daru Tri Nugroho, Wahyu Tri Cahyanto</i>	453-462
PDF	
Classification of neovascularization using convolutional neural network model <i>Wahyudi Setiawan, Moh. Imam Utoyo, Riries Rulaningtyas</i>	463-472
PDF	
A colour-based building recognition using support vector machine <i>Mas Rina Mustafa, Loh Weng Yee, Lili Nurliyana Abdullah, Nurul Amelina Nasharuddin</i>	473-480

Energy scavenging using vibrations from bluetooth controlled DC motor <i>Ankita H Harkare, Sagar Welekar, Abhishek Maheshwari, Suraj Motwani, Saket Soholkar</i>	PDF 481-488
Determination of solid material permittivity using T-ring resonator for food industry <i>Rammah A. Alahnomi, Z. Zakaria, Zulkalnain Mohd Yussof, Tole Sutikno, Amyrul Azuan Mohd Bahar, Ammar Alhegazi</i>	PDF 489-496
A verification of periodogram technique for harmonic source diagnostic analytic by using logistic regression <i>M. Manap, M. H. Jopri, A. R. Abdullah, R. Karim, M. R. Yusoff, AH Azahar</i>	PDF 497-507
Speed limiter integrated fatigue analyzer (SLIFA): engineering design and concept <i>Hadi Pranoto, A.M. Leman, Fajar Anggara, Muhammad Kholil</i>	PDF 508-520
Analysis of UAV multicopter of air photography in New Yogyakarta International Airports <i>Indreswari Suroso, Erwhin Irmawan</i>	PDF 521-528
Prediction of PID control model on PLC <i>Erwani Merry Sartika, T. Rudi Sarjono, Diki Dwi Saputra</i>	PDF 529-536
Anthropomorphic transradial myoelectric hand using tendon-spring mechanism <i>Mochammad Ariyanto, Rifky Ismail, Joga D. Setiawan, Elga P. Yuandi</i>	PDF 537-548

TELKOMNIKA Telecommunication, Computing, Electronics and Control

ISSN: 1693-6930, e-ISSN: 2302-9293

Universitas Ahmad Dahlan, 4th Campus, 9th Floor, LPPI Room

Jl. Ringroad Selatan, Kragilan, Tamanan, Banguntapan, Bantul, Yogyakarta, Indonesia 55191

Phone: +62 (274) 563515, 511830, 379418, 371120 ext. 4902, Fax: +62 274 564604



This work is licensed under a [Creative Commons Attribution-NonCommercial 4.0 International License](https://creativecommons.org/licenses/by-nc/4.0/).

01539200

[View TELKOMNIKA Stats](#)

Documents

Sumarno, L.^a, Adi, K.^b

The influence of sampling frequency on tone recognition of musical instruments

(2019) *Telkomnika (Telecommunication Computing Electronics and Control)*, 17 (1), pp. 253-260.

DOI: 10.12928/TELKOMNIKA.v17i1.11608

^a Department of Electrical Engineering, Sanata Dharma University, Kampus III, Paingan, Maguwoharjo, Depok, Sleman, Yogyakarta, 55282, Indonesia

^b Department of Informatics Engineering, Sanata Dharma University, Kampus III, Paingan, Maguwoharjo, Depok, Sleman, Yogyakarta, 55282, Indonesia

Abstract

Sampling frequency of musical instruments tone recognition generally follows the Shannon sampling theorem. This paper explores the influence of sampling frequency that does not follow the Shannon sampling theorem, in the tone recognition system using segment averaging for feature extraction and template matching for classification. The musical instruments we used were bellyra, flute, and pianica, where each of them represented a musical instrument that had one, a few, and many significant local peaks in the Discrete Fourier Transform (DFT) domain. Based on our experiments, until the sampling frequency is as low as 312 Hz, recognition rate performance of bellyra and flute tones were influenced a little since it reduced in the range of 5%. However, recognition rate performance of pianica tones was not influenced by that sampling frequency. Therefore, if that kind of reduced recognition rate could be accepted, the sampling frequency as low as 312 Hz could be used for tone recognition of musical instruments. © 2019 Universitas Ahmad Dahlan.

Author Keywords

Sampling frequency; Shannon sampling theorem; Tone recognition

Correspondence Address

Sumarno L.; Department of Electrical Engineering, Sanata Dharma University, Kampus III Indonesia; email: lingsum@usd.ac.id

Publisher: Universitas Ahmad Dahlan

ISSN: 16936930

Language of Original Document: English

Abbreviated Source Title: Telkomnika Telecomun. Compt. Electr. Control
2-s2.0-85062260312

Document Type: Article

Publication Stage: Final

Source: Scopus



SJR

Scimago Journal & Country Rank

Enter Journal Title, ISSN or Publisher Name

[Home](#)[Journal Rankings](#)[Country Rankings](#)[Viz Tools](#)[Help](#)[About Us](#)

Telkomnika

Country [Indonesia](#) -  [SJR Ranking of Indonesia](#)

Subject Area and Category [Engineering](#)
[Electrical and Electronic Engineering](#)

Publisher [Institute of Advanced Engineering and Science \(IAES\)](#)

13

H Index

Publication type Journals**ISSN** 23029293, 16936930**Coverage** 2011-ongoing

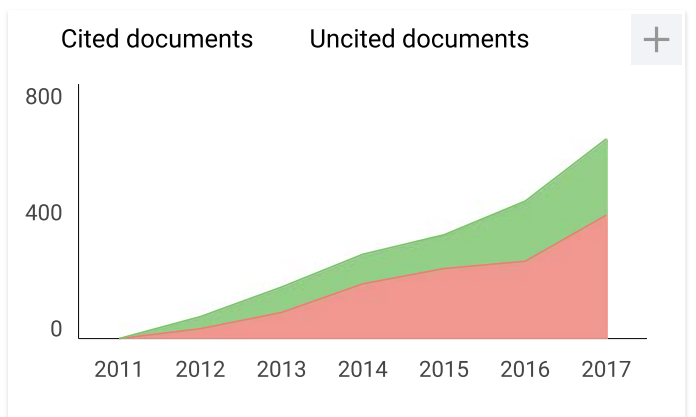
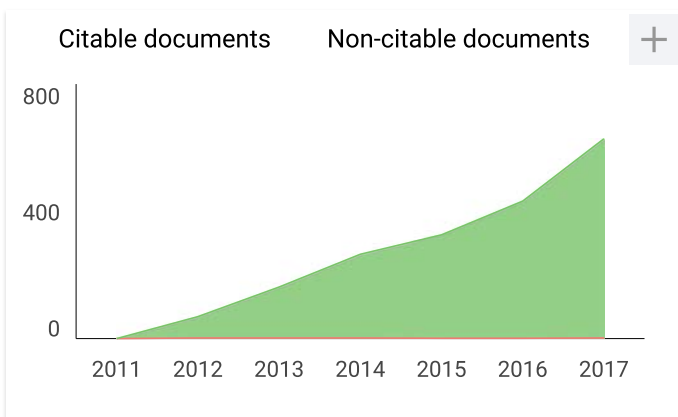
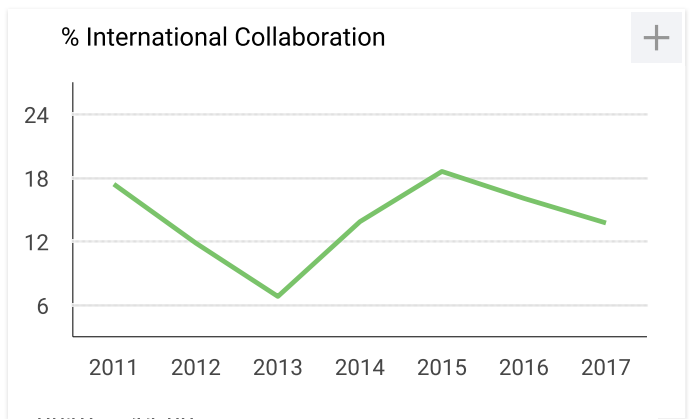
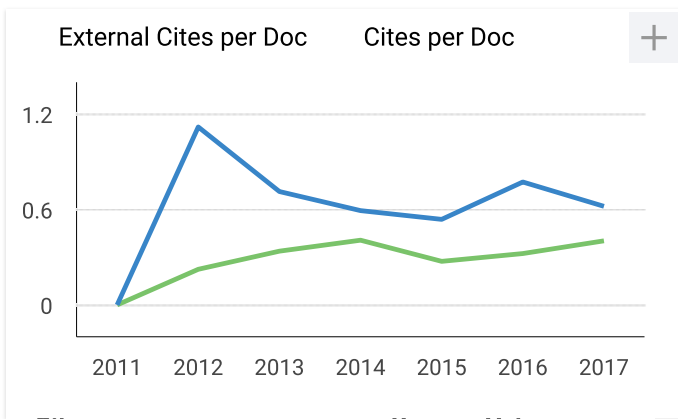
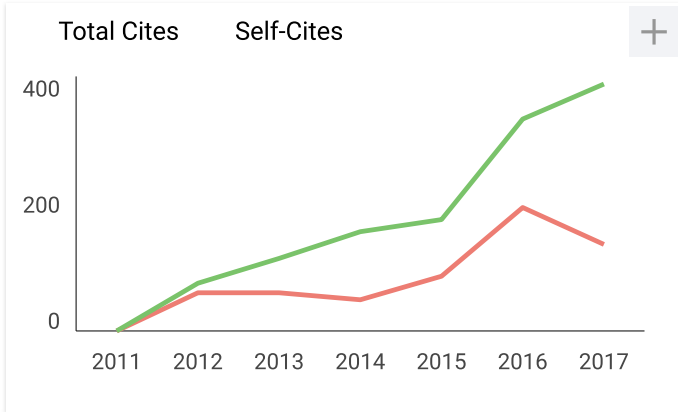
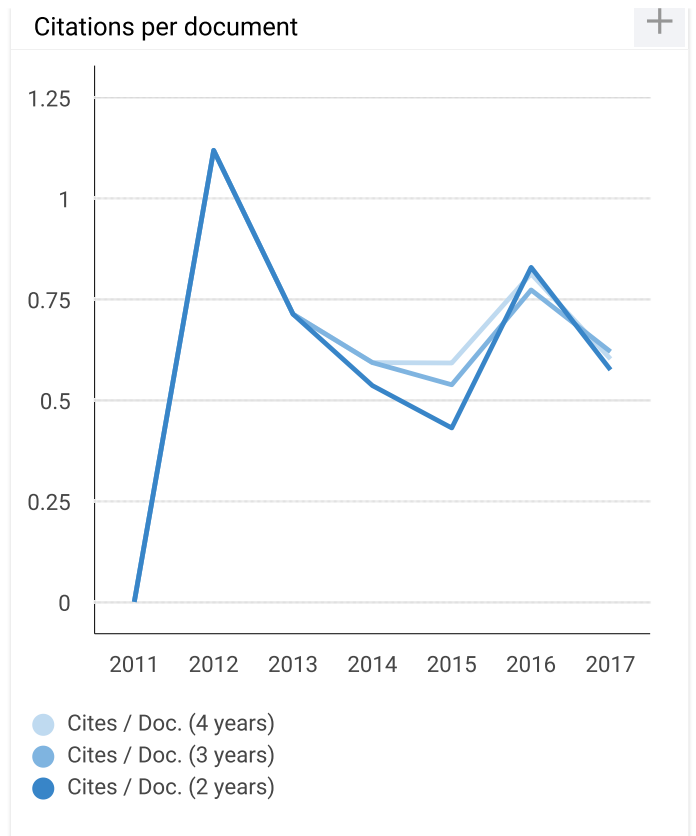
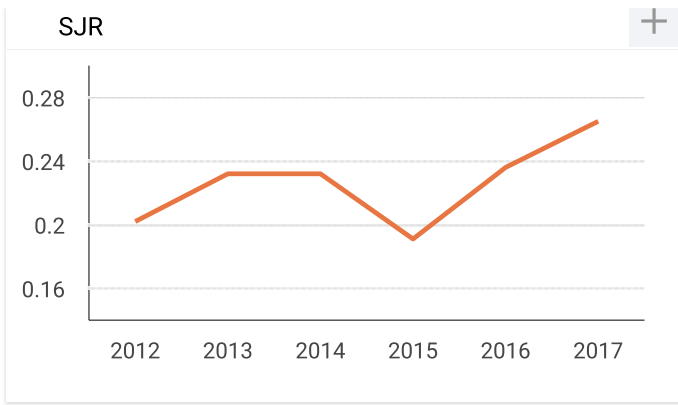
Scope TELKOMNIKA (Telecommunication, Computing, Electronics and Control) ISSN: 1693-6930, e-ISSN: 2302-9293 is a peer-reviewed, scientific journal published by Universitas Ahmad Dahlan (UAD) in collaboration with Institute of Advanced Engineering and Science (IAES). The aim of this journal is to publish high-quality articles dedicated to all aspects of the latest outstanding developments in the field of electrical engineering. Its scope encompasses the applications of Telecommunication and Information Technology, Applied Computing and Computer, Instrumentation and Control, Electrical (Power), and Electronics Engineering. It was first published in 2003. Beginning with issue 1 of volume 16 (2018), TELKOMNIKA will be published as a bimonthly journal (6 issues/year). The journal registered in the CrossRef system with Digital Object Identifier (DOI) prefix 10.12928. The Journal has been indexed by SCOPUS, Google Scholar, Scholar Metrics etc; accredited 'A' Grade by DGHE (Ministry of Research, Technology and Higher Education, Republic of Indonesia); registered Directory of Open Access Journals (DOAJ), BASE - Bielefeld Academic Search Engine and CORE KMi, etc. The Journal also have a license agreement with ProQuest LLC and EBSCO Publishing.

[Homepage](#)[How to publish in this journal](#)[Contact](#)[Join the conversation about this journal](#)

Quartiles

highest values and Q4 (red) the lowest values.

Category	Year	Quartile
Electrical and Electronic Engineering	2012	Q3
Electrical and Electronic Engineering	2013	Q3
Electrical and Electronic Engineering	2014	Q3
Electrical and Electronic Engineering	2015	Q3
Electrical and Electronic Engineering	2016	Q3
Electrical and Electronic Engineering	2017	Q3



Telkomnika

Q3

Electrical and Electronic Engineering

best quartile

SJR 2017

0.26

powered by scimagojr.com

← Show this widget in your own website

Just copy the code below and paste within your html code:


```
<a href="https://www.scimagojr.com/journalsearch.php?q=21100256101&tip=sid&clean=0
```

The users of Scimago Journal & Country Rank have the possibility to dialogue through comments linked to a specific journal. The purpose is to have a forum in which general doubts about the processes of publication in the journal, experiences and other issues derived from the publication of papers are resolved. For topics on particular articles, maintain the dialogue through the usual channels with your editor.

Developed by:



Powered by:



Follow us on @ScimagoJR

Scimago Lab, Copyright 2007-2018. Data Source: Scopus®

EST MODUS IN REBUS
Horatio (Satire 1,1,106)

The influence of sampling frequency on tone recognition of musical instruments

Linggo Sumarno*¹, Kuntoro Adi²

¹Department of Electrical Engineering, Sanata Dharma University
Kampus III, Paingan, Maguwoharjo, Depok, Sleman, Yogyakarta, Indonesia 55282

²Department of Informatics Engineering, Sanata Dharma University
Kampus III, Paingan, Maguwoharjo, Depok, Sleman, Yogyakarta, Indonesia 55282

*Corresponding author, email: lingsum@usd.ac.id

Abstract

Sampling frequency of musical instruments tone recognition generally follows the Shannon sampling theorem. This paper explores the influence of sampling frequency that does not follow the Shannon sampling theorem, in the tone recognition system using segment averaging for feature extraction and template matching for classification. The musical instruments we used were bellyra, flute, and pianica, where each of them represented a musical instrument that had one, a few, and many significant local peaks in the Discrete Fourier Transform (DFT) domain. Based on our experiments, until the sampling frequency is as low as 312 Hz, recognition rate performance of bellyra and flute tones were influenced a little since it reduced in the range of 5%. However, recognition rate performance of pianica tones was not influenced by that sampling frequency. Therefore, if that kind of reduced recognition rate could be accepted, the sampling frequency as low as 312 Hz could be used for tone recognition of musical instruments.

Keywords: *sampling frequency, Shannon sampling theorem, tone recognition*

Copyright © 2019 Universitas Ahmad Dahlan. All rights reserved.

1. Introduction

Nowadays, the development of technology leads to digital technology. This digital technology requires the conversion of data from analog type to discrete type. In order to convert data from analog to discrete, the existence of a sampler is required. The major parameter in a sampler is sampling frequency. Generally in the field of digital signal processing, the sampling frequency used is the frequency that follows the Shannon sampling theorem. Basically, this theorem needs to be followed in order that analog signal can be perfectly recovered from its sampled version [1]. In addition, in the field of pattern recognition, the Shannon sampling theorem is generally followed, such as: in researches relating to tone recognition using the time domain approaches [2-5], the transformation domain approaches that are based on fundamental frequencies [6-11], and the transformation domain approaches that are not based on fundamental frequencies [12-18].

If it is analyzed further, in researches relating to musical instruments tone recognition, signal processing is not carried out on processes that contribute to producing the output signal. In this case, signal processing will stop before feature extraction process. There were no previous researches, relating to musical instruments tone recognition made use of sampling frequencies that did not follow the Shannon sampling theorem. Thus, a research of musical instruments tone recognition that makes use of sampling frequencies that do not follow the Shannon sampling theorem, is still wide open. As a note, the advantage of using sampling frequencies that do not follow the Shannon sampling theorem is smaller data for processing.

This paper will discuss the influence of sampling frequency that does not follow the Shannon sampling theorem, on musical instruments tone recognition. The tone recognition system uses a transformation domain approach that does not use fundamental frequencies [18]. The musical instruments use bellyra, flute, and pianica. They are chosen to represent tones that have one, a few, and many significant local peaks in the Discrete Fourier Transform (DFT) domain as shown in Figure 1. In more detail, it will be explored if there is a lowest sampling frequency that does not follow the Shannon sampling theorem, which can be used for tone recognition system.

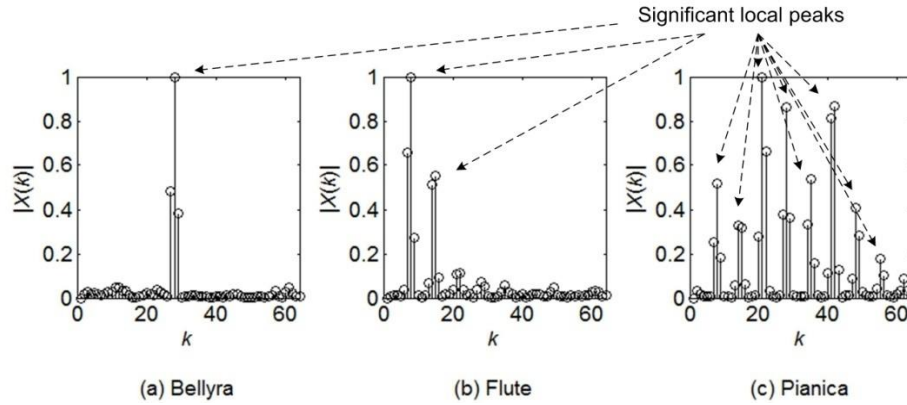


Figure 1. Representation of tone C in the normalized DFT domain $X(k)$ for bellyra, flute, and pianica, by using a sampling frequency 5000 Hz and a DFT 128 points. As a note, only the left half of the normalized DFT domain is shown.

2. Research Method

2.1. Overall system development

A tone recognition system shown in Figure 2 had been developed in order to explore the influences of sampling frequency. The input is an isolated signal tone in wav format. The output is a text that indicates the recognized tone. The input and the function of each block in Figure 2 are described in details in Subsections 2.1.1-2.1.11.

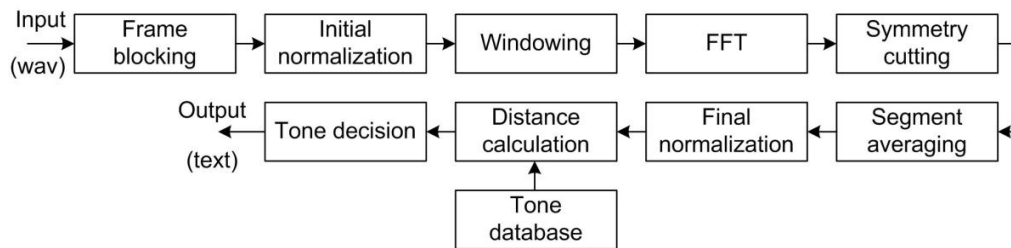


Figure 2. Block diagram of the developed tone recognition system

2.1.1. Input

The input of the developed tone recognition system was an isolated tone signal from a musical instrument (bellyra, flute, or pianica) in wav format. There were eight tones (C, D, E, F, G, A, B, and C) of each musical instrument. The tones were obtained by using various sampling frequencies: 5000 Hz, 2500 Hz, 1250 Hz, 625 Hz, 312 Hz, and 156 Hz. The highest sampling frequency of 5000 Hz was chosen because it met the following the Shannon sampling theorem [1]:

$$f_s \geq 2f_{max} \tag{1}$$

where f_{max} is the highest frequency component of the analog signal to be sampled, and f_s is the sampling frequency. Based on the evaluation of the signal spectrum, the highest significant frequency components for C' on bellyra, flute, and pianica were 2109 Hz, 1602 Hz, and 2100 Hz, respectively. The recording duration of 2 seconds was chosen since based on the evaluation of signal amplitude, it was sufficient to get more than half of the signal that was already in the steady state condition.

The three musical instruments we used for generating the tone signals above were, Isuzu ZBL-27 bellyra, Yamaha YFL-221 flute, and Yamaha P-37D pianica, as shown in Figure 3. In order that the generated tone signals could be processed by the computer, they were captured by using a Samson Meteor USB microphone.



(a) Bellyra

(b) Flute

(c) Pianica

Figure 3. Bellyra, flute, and pianica, which were used for this research

2.1.2. Frame Blocking

Frame blocking is the process of taking a short signal from a long signal [19]. This process is needed in order to reduce the number of signal data from the input. By reducing the number of signal data, it could reduce computing time. In this research, a short signal was taken from the beginning area of the tone signal that had been in the steady state condition. Based on the evaluation of the tone signals, 200 milliseconds after the silent part of the signal, the steady state condition had been reached. In this research, frame blocking length was evaluated with values of 16, 32, 64, and 128 points.

2.1.3. Initial Normalization

Initial normalization is a process for setting a maximum absolute value to a value of one. Initial normalization is required since the signals from the frame blocking process have variations in maximum absolute value. Initial normalization is carried out using the following (2):

$$\mathbf{x}_{out} = \frac{\mathbf{x}_{in}}{\max(|\mathbf{x}_{in}|)} \quad (2)$$

where signal vectors \mathbf{x}_{in} and \mathbf{x}_{out} are the input and output of normalization process respectively.

2.1.4. Windowing

Windowing is the process of reducing discontinuities in the areas of signal edges. These areas appear as a result of signal cutting in the frame blocking process. Discontinuity reduction will reduce the appearance of harmonic signals, after the normalized signals is transformed using FFT (Fast Fourier Transform). Hamming window [20] is a type of window that can be used for windowing purposes. This type of window is commonly used in digital signal processing [21]. In this research, the window width was the same as the frame blocking length.

2.1.5. FFT

FFT is a process to transform a discrete signal from windowing process, from the time domain to the DFT domain. Basically FFT is an efficient method to perform the DFT calculation. In this research, DFT calculation was performed using a radix-2 FFT. This type of FFT is widely used in the field of digital signal processing [21]. As well as the above windowing, the FFT length in this research had the same length as the frame blocking length.

2.1.6. Symmetry Cutting

Symmetry cutting is the process of cutting half part of the FFT result. This cutting is necessary since between the left and right half of the FFT result shows a symmetry property.

Therefore, when only half part of the left or right of the FFT result, it will be sufficient. In this research, only the left half part of the FFT result was used.

2.1.7. Segment Averaging

Segment averaging is a process to shorten the signal length from symmetry cutting. In this case, the shortened signal still shows similarity to the basic shape of the long signal. Segment averaging [18] used in this research using the principles of segment averaging inspired by Setiawan [22]. In this research, the segment length in segment averaging was evaluated with values 1, 2, 4, ..., and $2^{\log_2(N/2)}$ points, where N is the length of frame blocking.

2.1.8. Final Normalization

As with initial normalization, final normalization is also the process of setting the maximum absolute value to a value of one. Final normalization is necessary because the results of segment averaging have variations in the maximum absolute value. As with initial normalization, final normalization also carried out using (2). As a note, the final normalization result is called feature extraction of the input signal.

2.1.9. Distance calculation

Distance calculation is a comparison process between an input signal feature extraction and a number of tone signal feature extractions stored in the tone database. Distance calculation is an indication of pattern recognition using a template matching method [23, 24]. The Euclidean distance function can be used for this kind of distance calculation. This distance function is commonly used in the field of pattern recognition [25].

2.1.10. Tone decision

Tone decision is the process of deciding an output tone that corresponds to the input signal. The first step of tone decision is finding a minimum value from a number of distance calculation results. These are the results of distance calculation between an input signal feature extraction (after final normalization process) and a number of tone feature extractions in the tone database. The next step is to decide an output tone. A tone associated with one of the signal feature extraction in the tone database that has a minimum distance, will be decided as the output tone.

2.1.11. Tone database

The tone database shown in Figure 2 is generated using the tone feature extraction shown in Figure 4. In this research, for each musical instrument, we took 10 samples for each tone (C, D, E, F, G, A, B, and C'). It was assumed that by taking 10 samples, all variations for each signal tone have been obtained. The results of these 10 samples were 10 feature extraction results for each tone. Furthermore, the 10 feature extraction results were averaged as follows:

$$R_T = \frac{1}{10} \sum_{i=1}^{10} Z_i \quad (3)$$

where vector $\{Z_i \mid 1 \leq i \leq 10\}$ is the 10 results of feature extraction, and vector $\{R_T \mid T = C, D, E, F, G, A, B, \text{ and } C'\}$ is a vector of eight tones stored in a tone database. As a note, a tone database is generated from a value of sampling frequency, a value of frame blocking length, and a value of segment length.

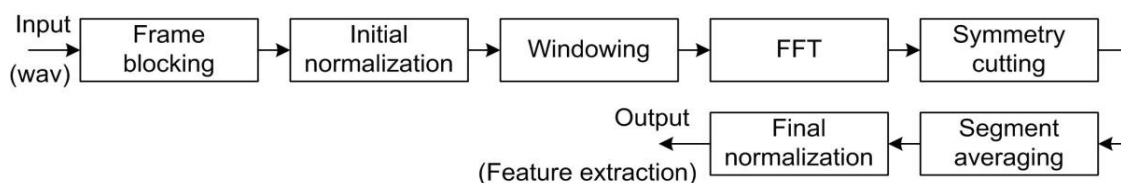


Figure 4. Block diagram of tone feature extraction

2.2. Test Tones and Recognition Rate

Test tones were used to examine the developed tone recognition system. The developed tone recognition system was tested using 160 tones for each musical instrument, each sampling frequency, each frame blocking length, and each segment length. Tones come from eight tones (C, D, E, F, G, A, B, and C), where each of these tones was recorded 20 times. In order to measure the performance of the developed tone recognition system, we used the recognition rate formula as follows.

$$\text{Recognition rate} = \frac{\text{Number of recognized tones}}{\text{Number of test tones}} \times 100\% \quad (4)$$

3. Results and Analysis

The developed tone recognition system as shown in Figure 2, was used to test the effect of sampling frequency of the tone recognition system. The results of these tests are shown in Tables 1, 2 and 3, each of which is the result of pianica, flute, and bellyra, respectively. As a note, based on Figure 1, bellyra, flute, and pianica tones have one, a few, and many significant local peaks in the DFT domain, respectively.

Tables 1 and 2 indicate that from a sampling rate 5000 Hz down to 312 Hz, there is a little influence on the recognition rate, since it is reduced in the range of 5%. However, Table 3 indicates that from a sampling rate 5000 Hz down to 312 Hz, there is no influence on the recognition rate. As a note, the highest frequency components of bellyra, flute, and pianica are 2109 Hz, 1602 Hz, and 2100 Hz, respectively. Therefore, based on these highest frequency components, (1), and also Tables 1, 2 and 3, the sampling frequency of 5000 Hz follows the Shannon sampling theorem. Starting from a sampling frequency of 2500 Hz and below, the sampling frequency deviates from the Shannon sampling theorem.

Table 1. Test Results of Bellyra Musical Instrument, in Various Combinations of Sampling Frequency, Frame Blocking Length, and Segment Length.
Results Shown: Recognition Rate (%)

Sampling frequency (Hz)	Frame blocking length (points)	Segment length (points)						
		1	2	4	8	16	32	64
5000	16	98.75	91.88	44.38	12.50	–	–	–
	32	99.38	98.75	78.13	42.50	12.50	–	–
	64	100	100	98.75	80.63	37.50	12.50	–
	128	100	100	100	81.88	71.88	37.50	12.50
2500	16	98.13	86.88	56.25	12.50	–	–	–
	32	98.75	98.75	68.75	52.50	12.50	–	–
	64	98.75	98.75	92.50	72.50	40.00	12.50	–
	128	98.75	98.75	98.75	90.63	80.63	34.38	12.50
1250	16	90.63	89.38	66.25	12.50	–	–	–
	32	92.50	91.88	90.00	68.25	12.50	–	–
	64	96.88	94.38	92.50	91.25	65.00	12.50	–
	128	98.75	97.50	96.25	96.25	90.00	52.50	12.50
625	16	82.50	73.13	65.00	12.50	–	–	–
	32	96.88	91.88	85.00	60.00	12.50	–	–
	64	98.75	96.25	95.63	86.25	59.38	12.50	–
	128	98.75	98.75	98.75	97.50	70.63	39.38	12.50
312	16	93.13	75.00	46.25	12.50	–	–	–
	32	97.50	96.25	94.38	48.75	12.50	–	–
	64	98.75	98.75	96.25	90.00	55.00	12.50	–
	128	98.75	98.75	98.50	96.25	87.50	47.50	12.50
156	16	82.50	78.13	51.25	12.50	–	–	–
	32	91.25	90.00	68.75	48.75	12.50	–	–
	64	91.88	91.25	83.75	62.50	46.88	12.50	–
	128	93.25	91.25	86.88	80.00	53.75	36.25	12.50

Table 2. Test Results of Flute Musical Instrument, in Various Combinations of Sampling Frequency, Frame Blocking Length, and Segment Length.
Results Shown: Recognition Rate (%)

Sampling frequency (Hz)	Frame blocking length (points)	Segment length (points)						
		1	2	4	8	16	32	64
5000	16	85.00	83.75	55.00	12.50	–	–	–
	32	97.50	96.88	94.38	46.25	12.50	–	–
	64	100	100	97.50	91.25	43.75	12.50	–
	128	100	100	100	95.63	83.13	36.88	12.50
2500	16	94.37	93.13	49.37	12.50	–	–	–
	32	97.50	97.50	80.00	45.63	12.50	–	–
	64	100	100	98.75	79.38	31.25	12.50	–
	128	100	100	100	96.88	73.75	23.75	12.50
1250	16	97.50	88.75	26.88	12.50	–	–	–
	32	100	100	95.63	45.00	12.50	–	–
	64	100	100	100	93.75	38.13	12.50	–
	128	100	100	100	95.00	85.00	48.75	12.50
625	16	86.88	64.38	23.75	12.50	–	–	–
	32	95.63	96.88	66.25	30.00	12.50	–	–
	64	99.38	97.50	95.00	61.88	36.25	12.50	–
	128	100	100	100	90.63	61.25	45.63	12.50
312	16	93.75	85.00	63.13	12.50	–	–	–
	32	96.88	95.63	85.63	63.13	12.50	–	–
	64	98.75	97.50	87.50	72.50	58.75	12.50	–
	128	98.75	98.75	98.75	87.50	74.38	70.63	12.50
156	16	90.00	88.13	38.75	12.50	–	–	–
	32	91.25	90.00	81.25	47.50	12.50	–	–
	64	93.75	92.50	88.75	78.13	50.63	12.50	–
	128	93.75	93.75	88.125	85.00	67.50	50.00	12.50

Table 3. Test Results of Pianica Musical Instrument, in Various Combinations of Sampling Frequency, Frame Blocking Length, and Segment Length.
Results Shown: Recognition Rate (%)

Sampling frequency (Hz)	Frame blocking length (points)	Segment length (points)						
		1	2	4	8	16	32	64
5000	16	98.13	92.50	52.50	12.50	–	–	–
	32	100	99.38	93.13	49.37	12.50	–	–
	64	100	100	100	91.88	61.25	12.50	–
	128	100	100	100	100	94.38	61.25	12.50
2500	16	75.00	39.37	22.50	12.50	–	–	–
	32	100	100	78.13	36.88	12.50	–	–
	64	100	100	100	93.75	46.25	12.50	–
	128	100	100	100	100	94.38	37.50	12.50
1250	16	93.75	81.88	40.00	12.50	–	–	–
	32	100	100	97.50	63.13	12.50	–	–
	64	100	100	100	99.38	72.50	12.50	–
	128	100	100	100	100	98.75	80.63	12.50
625	16	92.50	64.38	34.38	12.50	–	–	–
	32	100	100	90.63	50.00	12.50	–	–
	64	100	100	100	98.13	53.13	12.50	–
	128	100	100	100	100	95.63	56.88	12.50
312	16	74.38	70.00	45.00	12.50	–	–	–
	32	100	100	76.88	49.38	12.50	–	–
	64	100	100	100	97.50	50.00	12.50	–
	128	100	100	100	100	96.25	50.00	12.50
156	16	88.13	61.88	41.25	12.50	–	–	–
	32	100	100	71.88	34.38	12.50	–	–
	64	100	100	100	89.38	51.88	12.50	–
	128	100	100	100	99.38	95.00	56.25	12.50

From the point of view of signal reconstruction, in general, when the sampling frequency decreases, the aliasing area (which is a high frequency region) increases. Therefore, the effect obtained from decreasing the sampling frequency is low pass filtering by decreasing the cutoff frequency. By the same reasoning, from the point of view of signal sampling, if the sampling

frequency decreases, low pass filtering (with a decrease in the cutoff frequency) will also appear. The effect is that the number of significant frequency components that can be obtained will be fewer. Therefore, if the number of significant frequency components (which in this case is represented by a number of significant local peaks in the DFT domain) of the signal becomes fewer, the recognition process will be more sensitive, when the frequency of sampling decreases. This is caused by the number of significant frequency components that are used to distinguish a tone with other tones becoming fewer. This incident will decrease the recognition rate.

From the point of view of data size, based on Tables 1 and 2, a decrease in the sampling frequency of 93.76% (from 5000 Hz down to 312 Hz) will reduce data size by 93.76%. However, a decrease in this data size will only cause a decrease in the recognition rate of less than 5%. This indicates that the tone recognition system is not sensitive to sampling frequencies that do not follow the Shannon sampling theorem.

4. Conclusion

The conducted research aims to explore if there was a lowest sampling frequency that did not follow the Shannon sampling theorem that could be used for the tone recognition system. For this purpose, we used the tone recognition system using segment averaging for feature extraction and template matching for classification.

Based on our experiments, until the sampling frequency is as low as 312 Hz, if the tone recognition system was used to recognize the tones that have one and a few significant local peaks in the DFT domain (such as bellyra and flute tones), the sampling frequency has a little influence on the recognition rate, since it reduced the recognition rate in the range of 5%. However, if the tone recognition was used to recognize the tones that have many significant local peaks in the DFT domain (such as pianica tones), that sampling frequency has no influence on the recognition rate. If the reduced recognition rate (in the range of 5%) could be accepted, the sampling frequency as low as 312 Hz could be used for the musical instruments tone recognition. In other words, if that kind of reduced recognition rate could be accepted, the sampling frequency does not need to follow the Shannon sampling theorem when recording musical instrument tones.

For further research, the exploration of sampling rates that do not meet the Shannon sampling theorem can be conducted for other tone recognition systems. In this case, the tone recognition systems could use a different approach of feature extraction (not segment averaging), and a different approach of classification (not template matching).

Acknowledgement

This work has been supported by the Institute of Research and Community Services of Sanata Dharma University, Yogyakarta.

References

- [1] Tan L, Jiang J. Digital Signal Processing: Fundamentals and Applications 2nd Ed. Elsevier Inc. Oxford. 2013: 15-56.
- [2] Cheveigné A, Kawahara H. YIN, A Fundamental Frequency Estimator for Speech and Music. *The Journal of the Acoustical Society of America*. 2002: 111-117.
- [3] McLeod P, Wyvill G. *A Smarter Way to Find Pitch*. Proceedings of the International Computer Music Conference (ICMC'05). Barcelona. 2005.
- [4] Tadokoro Y, Yamaguchi M. *Pitch Estimation of Polyphony Based On Controlling Delays of Comb Filters for Transcription*. Proceedings of 11th DSP Workshop. Taos Ski Valley, New Mexico. 2004: 371-375.
- [5] Tadokoro Y, Saito T, Suga Y, Natsui M. *Pitch Estimation for Musical Sound Including Percussion Sound Using Comb Filters and Autocorrelation Function*. Proceedings of the 8th WSEAS International Conference on Acoustics & Music: Theory & Applications. Vancouver. 2007: 13-17.
- [6] Noll M. *Pitch Determination of Human Speech by the Harmonic Product Spectrum, the Harmonic Sum Spectrum and a Maximum Likelihood Estimate*. Proceedings of the Symposium on Computer Processing in Communications. Brooklyn, New York. 1970; 19: 779-797.

- [7] Brown JC, Puckette MS. A High Resolution Fundamental Frequency Determination based on Phase Changes of the Fourier Transform. *The Journal of the Acoustical Society of America*. 1993; 94(2): 662-667.
- [8] Mitre A, Marcelo Q, Régis F. *Accurate and Efficient Fundamental Frequency Determination from Precise Partial Estimates*. Proceedings of the 4th AES Brazil Conference. Brazil. 2006: 113-118.
- [9] Pertusa A, Inesta JM. *Multiple Fundamental Frequency Estimation using Gaussian Smoothness*. Proceedings of IEEE International Conference on Audio, Speech, and Signal Processing (ICASSP 2008). Las Vegas. 2008: 105–108.
- [10] Yeh C, Robel A, Rodet X. Multiple Fundamental Frequency Estimation and Polyphony Inference of Polyphonic Music Signals. *IEEE Transactions on Audio, Speech, and Language Processing*. 2010; 18(6):1116–1126.
- [11] Duan Z, Pardo B, Zhang C. Multiple Fundamental Frequency Estimation by Modeling Spectral Peaks and Non-peak Regions. *IEEE Transactions on Audio, Speech, and Language Processing*. 2010; 18(8):2121–2133.
- [12] Smaragdis P, Brown JC. *Non-negative Matrix Factorization for Polyphonic Music Transcription*. Proceedings of IEEE Workshop on Applications of Signal Processing to Audio and Acoustics (WASPAA 2003). New Palz, New York. 2003: 177–180.
- [13] Bertin N, Badeau R, Richard G. *Blind Signal Decompositions for Automatic Transcription of Polyphonic Music: NMF and K-SVD on the Benchmark*. Proceedings of IEEE International Conference on Acoustics, Speech and Signal Processing (ICASSP 2007). Honolulu, Hawaii. 2007: 1-65 – 1-68.
- [14] Woojay J, Changxue M, Yan C. *An Efficient Signal-matching Approach to Melody Indexing and Search using Continuous Pitch Contours and Wavelets*. Proceedings of the 10th International Society for Music Information Retrieval Conference (ISMIR 2009). Kobe. 2009: 681–686.
- [15] Tjahyanto A, Suprpto YK, Wulandari DP. Spectral-based Features Ranking for Gamelan Instruments Identification using Filter Techniques. *TELKOMNIKA Telecommunication Computing Electronics and Control*. 2013; 11(1): 95-106.
- [16] O'Hanlon K, Nagano H, Keriven N, Plumbley MD. Non-negative group sparsity with subspace note modelling for polyphonic transcription. *IEEE/ACM Transactions on Audio, Speech and Language Processing (TASLP)*. 2016; 24(3): 530–542.
- [17] Sumarno L. On The Performance of Segment Averaging of Discrete Cosine Transform Coefficients on Musical Instruments Tone Recognition. *ARNP Journal of Engineering and Applied Sciences*. 2016; 11(9): 5644-5649.
- [18] Sumarno L, Iswanjono. Feature Extraction of Musical Instrument Tones using FFT and Segment Averaging. *TELKOMNIKA Telecommunicatin Computing Electronics and Control*. 2017; 15(3): 1280-1289.
- [19] Meseguer NA. Speech Analysis for Automatic Speech Recognition. MSc Thesis. NTNU. Trondheim; 2009: 4-25.
- [20] Harris FJ. *On the Use of Windows for Harmonic Analysis with the Discrete Fourier Transform*. Proceedings of the IEEE. 1978; 66(1): 51-83.
- [21] Jenkins WK. Fourier Methods for Signal Analysis and Processing. In: Madisetti VK. Editor. *The Digital Signal Processing Handbook 2nd Ed: Digital Signal Processing Fundamentals*. CRC Press. Boca Raton. 2010: 1-1 - 1-29.
- [22] Setiawan YR. Numbers Speech Recognition using Fast Fourier Transform and Cosine Similarity (in Indonesian). Undergraduate Thesis. Sanata Dharma University. Yogyakarta; 2015: 66-70.
- [23] Jain AK, Duin, RPW, Mao J. Statistical Pattern Recognition: A Review. *IEEE Transactions on Pattern Analysis and Machine Intelligence*. 2000; 22(1): 4-37.
- [24] Theodoridis S, Koutroumbas K. Pattern Recognition. 4th Ed. Elsevier Inc. San Diego California. 2009: 481-519.
- [25] Wilson DR, Martinez TR. Improved Heterogeneous Distance Function. *Journal of Artificial Intelligence Research*. 1997; 6: 1-34.