



# Source details

## AIP Conference Proceedings

Scopus coverage years: from 1973 to 1978, from 1983 to 1984, 1993, from 2000 to 2001, from 2003 to Present

ISSN: 0094-243X E-ISSN: 1551-7616

Subject area: Physics and Astronomy: General Physics and Astronomy

Source type: Conference Proceeding

CiteScore 2020

**0.7**



SJR 2020

**0.177**



SNIP 2020

**0.314**



[View all documents >](#)

[Set document alert](#)

[Save to source list](#)

[CiteScore](#) [CiteScore rank & trend](#) [Scopus content coverage](#)

### Improved CiteScore methodology

CiteScore 2020 counts the citations received in 2017-2020 to articles, reviews, conference papers, book chapters and data papers published in 2017-2020, and divides this by the number of publications published in 2017-2020. [Learn more >](#)

### CiteScore 2020

$$0.7 = \frac{33,397 \text{ Citations } 2017 - 2020}{46,758 \text{ Documents } 2017 - 2020}$$

Calculated on 05 May, 2021

### CiteScoreTracker 2021

$$0.8 = \frac{33,580 \text{ Citations to date}}{42,906 \text{ Documents to date}}$$

Last updated on 06 March, 2022 • Updated monthly

### CiteScore rank 2020

Category	Rank	Percentile
Physics and Astronomy		
General Physics and Astronomy	#192/233	17th

[View CiteScore methodology >](#) [CiteScore FAQ >](#) [Add CiteScore to your site](#)

[< Back to results](#) | [< Previous](#) 12 of 18 [Next >](#)[Download](#) [Print](#) [E-mail](#) [Save to PDF](#) [Save to list](#) [More...>](#)

***AIP Conference Proceedings*** • *Open Access* • Volume 1868 • 4 August 2017 • Article number 050026 • 4th International Conference on Research, Implementation, and Education of Mathematics and Sciences: Research and Education for Developing Scientific Attitude in Sciences and Mathematics, ICRIEMS 2017 • Yogyakarta • 15 May 2017 through 16 May 2017 • Code 129765

**Document type**Conference Paper • *Bronze Open Access***Source type**

Conference Proceedings

**ISSN**

0094243X

**ISBN**

978-073541548-5

**DOI**

10.1063/1.4995153

[View more](#) ▾

# The students' ability in the mathematical literacy for uncertainty problems on the PISA adaptation test

[Julie H.](#) ✉, [Sanjaya F.](#) ✉, [Anggoro A.Y.](#) ✉[Save all to author list](#)<sup>a</sup> Mathematics Education Department, Sanata Dharma University, Indonesia5 90th percentile  
Citations in Scopus2.39  
FWCI [?](#)15  
Views count [?](#) ↗[View all metrics >](#)[View PDF](#) [Full text options](#) ▾ [Export](#)**Abstract**[SciVal Topics](#)[Metrics](#)[Funding details](#)**Abstract**

One of purposes of this study was to describe the solution profile of the junior high school students for the PISA adaptation test. The procedures conducted by researchers to achieve this objective were (1) adapting the PISA test, (2) validating the adapting PISA test, (3) asking junior high school students to do the adapting PISA test, and (4) making the students' solution profile. The PISA problems for mathematics could be classified into four areas, namely quantity, space and shape, change and relationship, and uncertainty. The research results that would be presented in this paper were the result test for uncertainty problems. In the adapting PISA test, there were fifteen questions. Subjects in this study were 18 students from 11 junior high schools in Yogyakarta, Central Java, and Banten. The type of research that used by the researchers was a qualitative research. For the first uncertainty problem in the adapting test, 66.67% of students reached level 3. For the second uncertainty problem in

**Cited by 5 documents**

Checklist on question design for mathematical literacy

Özgen, K.  
(2021) *Pegem Egitim ve Ogretim Dergisi*

The teachers' ability in mathematical literacy for space and shape problems on Program for International Student Assessment (PISA) adaptation test

Julie, H. , Sanjaya, F. , Anggoro, A.Y.  
(2020) *Journal of Physics: Conference Series*

The mathematics education department students' ability in mathematical literacy for uncertainty problems on PISA adaptation test

Sanjaya, F. , Dewa Putu, W.P. , Julie, H.  
(2019) *Journal of Physics: Conference Series*[View all 5 citing documents](#)

Inform me when this document is cited in Scopus:

[Set citation alert >](#)**Related documents**

The students' ability in mathematical literacy for the quantity, and the change and relationship problems on the PISA adaptation test

Julie, H. , Sanjaya, F. , Anggoro, A.Y.  
(2017) *Journal of Physics: Conference Series*

The mathematics education department students' ability in mathematical literacy for the change and relationship problems on the PISA adaptation test

Anggoro, A.Y. , Julie, H. , Sanjaya, F.  
(2019) *Journal of Physics: Conference Series*

The teachers' ability in mathematical literacy for space and shape problems on Program for International Student Assessment (PISA) adaptation test

Julie, H. , Sanjaya, F. , Anggoro, A.Y.  
(2020) *Journal of Physics: Conference Series*

the adapting test, 44.44% of students achieved level 4, and 33.33% of students reached level 3. For the third uncertainty problem in the adapting test n, 38.89% of students achieved level 5, 11.11% of students reached level 4, and 5.56% of students achieved level 3. For the part a of the fourth uncertainty problem in the adapting test, 72.22% of students reached level 4 and for the part b of the fourth uncertainty problem in the adapting test, 83.33% students achieved level 4. © 2017 Author(s).

View all related documents based on references

Find more related documents in Scopus based on:

Authors >

SciVal Topics 





Metrics

Funding details

## References (8)

[View in search results format >](#)

All

CSV export   Print  E-mail  Save to PDF

Create bibliography

- 
- 1 Wijaya, A.  
(2012) *Pendidikan Matematika Realistik: Suatu Alternatif Pendekatan Pembelajaran Matematika*. Cited 60 times.  
Yogyakarta: Graha Ilmu
- 
- 2 Wijaya, A.  
Students' information literacy: A perspective from mathematical literacy ([Open Access](#))  
(2016) *Journal on Mathematics Education*, 7 (2), pp. 73-82. Cited 22 times.  
<https://ejournal.unsri.ac.id/index.php/jme/article/view/3532/1875>  
doi: 10.22342/jome.v7i2.3532  
[View at Publisher](#)
- 
- 3 Julie, H., Marpaung, Y.  
PMRI dan PISA: Suatu Usaha Peningkatan Mutu Pendidikan Matematika di Indonesia  
(2012) *Widya Dharma*, 23 (1). Cited 4 times.  
Oktober 2012
- 
- 4 Miles, M.B., Huberman, A.M.  
(1994) *Qualitative Data Analysis*. Cited 46912 times.  
London: Sage Publications
- 
- 5 Merriam, S.B.  
(2009) *Qualitative Research: A Guide to Design and Implementation*. Cited 7255 times.  
San Francisco: Jossey Bass A Wiley Imprint
- 
- 6 (2012) *Assessment Framework. Key Competencies in Reading, Mathematics and Science*. Cited 456 times.  
OECD. Paris: OECD
-

□ 7 (2013) *PISA 2012 Results: What Students Know and Can Do. Student Performance in Mathematics, Reading, and Science..* Cited 1642 times.  
OECD. Paris: OECD

---

□ 8 Stacey, K.  
The PISA view of mathematical literacy in Indonesia ([Open Access](#))

(2011) *Journal on Mathematics Education*, 2 (2), pp. 95-126. Cited 102 times.

<https://ejournal.unsri.ac.id/index.php/jme/article/view/746/200>

doi: 10.22342/jme.2.2.746.95-126

[View at Publisher](#)

---

🔍 Julie, H.; Mathematics Education Department, Sanata Dharma University, Indonesia;  
email:hongkijulie@yahoo.co.id

© Copyright 2017 Elsevier B.V., All rights reserved.

---

## About Scopus

[What is Scopus](#)

[Content coverage](#)

[Scopus blog](#)

[Scopus API](#)

[Privacy matters](#)

## Language

[日本語に切り替える](#)

[切换到简体中文](#)

[切换到繁體中文](#)

[Русский язык](#)

## Customer Service

[Help](#)

[Tutorials](#)

[Contact us](#)

---


## ELSEVIER

[Terms and conditions](#) ↗ [Privacy policy](#) ↗

Copyright © Elsevier B.V. ↗. All rights reserved. Scopus® is a registered trademark of Elsevier B.V.

We use cookies to help provide and enhance our service and tailor content. By continuing, you agree to the use of cookies.






## Advances in Civil Eng Research

High Quality Open Access Original Research In Advances in Civil Engineering.  
Submit Now

Hindawi Open

## AIP Conference Proceedings

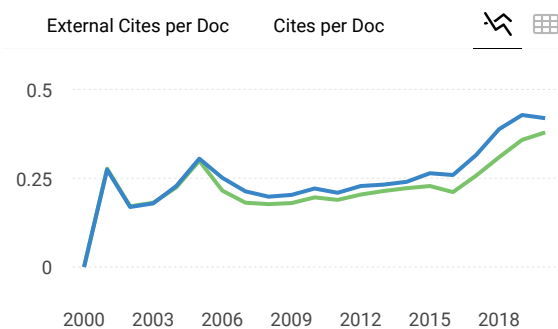
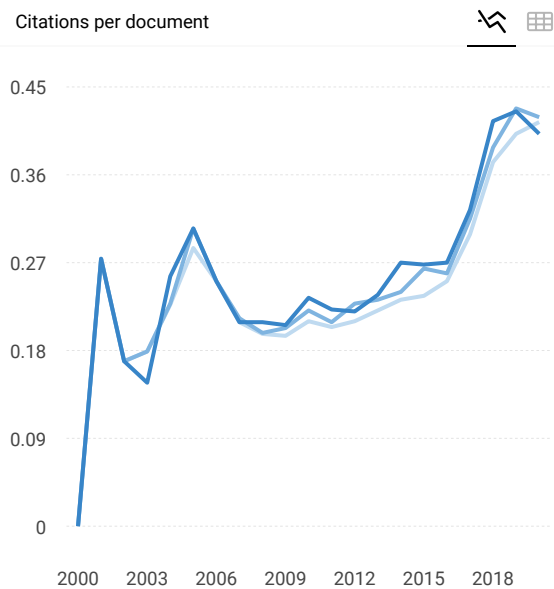
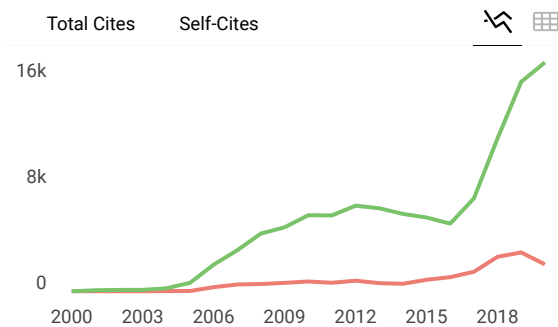
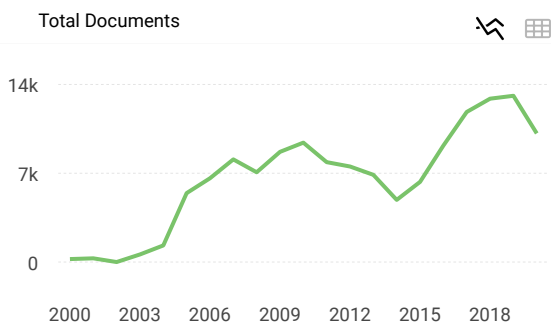
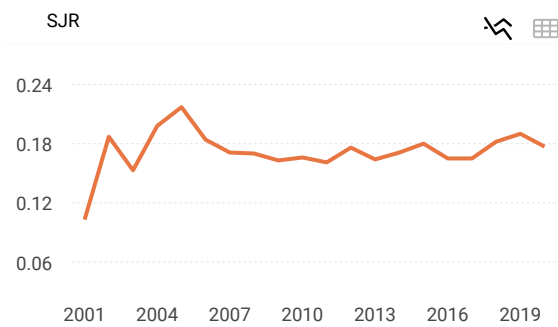
COUNTRY	SUBJECT AREA AND CATEGORY	PUBLISHER	H-INDEX
<a href="#">United States</a>  Universities and research institutions in United States	<a href="#">Physics and Astronomy</a> <a href="#">Physics and Astronomy (miscellaneous)</a>	<a href="#">American Institute of Physics</a>	75

PUBLICATION TYPE	ISSN	COVERAGE	INFORMATION
Conferences and Proceedings	0094243X, 15517616	1974-1978, 1983-1984, 1993, 2000-2001, 2003-2020	<a href="#">Homepage</a> <a href="#">How to publish in this journal</a> <a href="mailto:confproc@aip.org">confproc@aip.org</a>

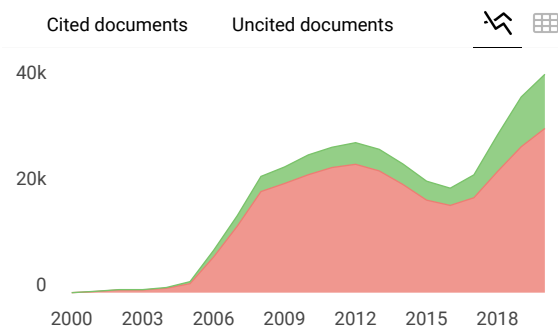
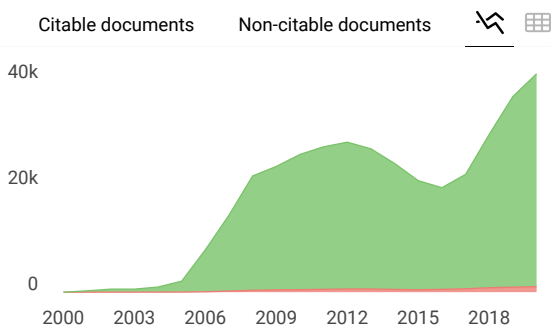
### SCOPE

Today, AIP Conference Proceedings contain over 100,000 articles published in 1700+ proceedings and is growing by 100 volumes every year. This substantial body of scientific literature is testament to our 40-year history as a world-class publishing partner, recognized internationally and trusted by conference organizers worldwide. Whether you are planning a small specialist workshop or organizing the largest international conference, contact us, or read these testimonials, to find out why so many organizers publish with AIP Conference Proceedings.

 Join the conversation about this journal



- Cites / Doc. (4 years)
- Cites / Doc. (3 years)
- Cites / Doc. (2 years)



**AIP Conference Proceedings** ← Show this widget in your own website

Not yet assigned quartile

SJR 2020 **0.18**

powered by scimagojr.com

Just copy the code below and paste within your html code:

```
<a href="https://www.scimagojr.com" style="border: 1px solid #ccc; padding: 5px; display: inline-block;">

```

## SCImago Graphica

Explore, visually communicate and make sense of data with our new





**English Language Editing**  
High-quality assistance from subject specialists

AIP Publishing Author Services

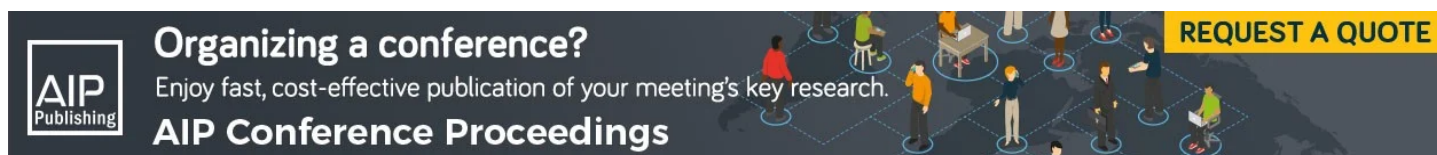
LEARN MORE

# AIP Conference Proceedings

HOME

BROWSE

MORE ▾



**Organizing a conference?**  
Enjoy fast, cost-effective publication of your meeting's key research.

AIP Publishing **AIP Conference Proceedings**

REQUEST A QUOTE

LIKE AND FOLLOW US  

*AIP Conference Proceedings* has been a trusted publishing partner for more than 40 years, delivering fast, affordable, and versatile publishing for maximum exposure of your meeting's key research. Our conference proceedings program reports the findings presented at scientific meetings from large international conferences to small specialist workshops. Subject areas span the physical sciences, including physics, math, chemistry, materials science, and engineering.

Why publish with us:

- Indexed in leading databases – Web of Science, Scopus, Inspec, Chemical Abstracts Service (CAS), and Astrophysics Data System (ADS)
- Author-friendly license agreement – you retain copyright of your own work
- Global reach – nearly 4,000 institutions in 190+ countries
- Customized publishing options including print-on-demand – best value and flexibility

Find out why AIP Conference Proceedings is the [right choice for your next event](#).

[Request a QUOTE today.](#)



SIGN UP FOR ALERTS



# Proceedings of the 4<sup>th</sup> ICRIEMS (Regular Edition)

ISBN 978-602-74529-2-3

Published by:  
Faculty of Mathematics and Science  
Yogyakarta State University  
Karangmalang, Yogyakarta 55281  
Tel. (0274)550227, Fax. (0274)548203

© June 2017

## Editors :

Dr. Cahyorini Kusumawardani  
Denny Darmawan, M.Sc.  
Evy Yulianti, M.Sc.  
Nikenasih Binatari, M.Si.  
Rosita Kusumawati, M.Sc.  
Didik Setyawarno, M.Pd.  
Pranjoto Utomo, M.Si.

## Reviewers :

Assoc. Prof. Khajornsak Buaraphan, Ph.D. (Mahidol University, Thailand)  
Assoc. Prof. Maitree Inprasitha, Ph.D. (Khon Kaen University, Thailand)  
Assoc. Prof. Dr. Nor Azowa Ibrahim (Universiti Putra Malaysia)  
Dr. Jean WH Yong (University of Western Australia)  
Dr. Liem Peng Hong (NAIS, Co. Inc., Japan)  
Prof. Dr. Muthuraaman (Madras University, India)  
Prof. Dr. Marsigit (Yogyakarta State University)  
Prof. Dr. Mundilarto (Yogyakarta State University)  
Prof. Dr. Sriatun (Yogyakarta State University)  
Prof. Dr. A.K. Prodjosantoso (Yogyakarta State University)  
Prof. Dr. IGP. Suryadarma (Yogyakarta State University)  
Prof. Dr. Bambang Subali (Yogyakarta State University)  
Prof. Dr. Zuhdan Kun Prasetyo (Yogyakarta State University)  
Dr. Ariswan (Yogyakarta State University)  
Dr. Warsono (Yogyakarta State University)  
Dr. Agus Maman Abadi (Yogyakarta State University)  
Dr. Dhoriva Urwatul Wutsqa (Yogyakarta State University)  
Dr. Sugiman (Yogyakarta State University)  
Dr. Slamet Suyanto (Yogyakarta State University)  
Dr. Dadan Rosana (Yogyakarta State University)  
Dr. Insih Wilujeng (Yogyakarta State University)  
Jaslin Ikhsan, Ph.D. (Yogyakarta State University)  
Wahyu Setyaningrum, Ph.D. (Yogyakarta State University)  
Endah Retnowati, Ph.D. (Yogyakarta State University)

# AIP Conference Proceedings

HOME

BROWSE

MORE ▼

## Table of Contents

### THE 4TH INTERNATIONAL CONFERENCE ON RESEARCH, IMPLEMENTATION, AND EDUCATION OF MATHEMATICS AND SCIENCE (4TH ICRIEMS): Research and Education for Developing Scientific Attitude in Sciences And Mathematics

< PREV NEXT >



Conference date: 15-16 May 2017

Location: Yogyakarta, Indonesia

ISBN: 978-0-7354-1548-5

Editors: Cahyorini Kusumawardani, Agus Maman Abadi, Slamet Suyanto, and Insih Wilujeng

Volume number: 1868


Published: Aug 4, 2017

DISPLAY : 20 50 100 all

## MATHEMATICS EDUCATION



BROWSE VOLUMES

 Free . August 2017


## **Strategic competence of senior secondary school students in solving mathematics problem based on cognitive style**

Andi Syukriani, Dwi Juniati and Tatag Yuli Eko Siswono

AIP Conference Proceedings **1868**, 050009 (2017); <https://doi.org/10.1063/1.4995136>

SHOW ABSTRACT



 Free . August 2017


## **The use of CORE model by metacognitive skill approach in developing characters junior high school students**

Dahlia Fisher, Poppy Yaniawati and Yaya Sukjaya Kusumah

AIP Conference Proceedings **1868**, 050010 (2017); <https://doi.org/10.1063/1.4995137>

SHOW ABSTRACT



 Free . August 2017

## **Mathematical visualization process of junior high school students in solving a contextual problem based on cognitive style**

Edy Setiyo Utomo, Dwi Juniati and Tatag Yuli Eko Siswono

AIP Conference Proceedings **1868**, 050011 (2017); <https://doi.org/10.1063/1.4995138>

SHOW ABSTRACT




## Science, technology, engineering, mathematics (STEM) as mathematics learning approach in 21<sup>st</sup> century

Naila Milaturrahmah, Mardiyana and Ikrar Pramudya

AIP Conference Proceedings **1868**, 050024 (2017); <https://doi.org/10.1063/1.4995151>

SHOW ABSTRACT



 Free . August 2017


## Mathematical disposition of junior high school students viewed from learning styles

Arief Karunia Putra, Budiyono and Isnandar Slamet

AIP Conference Proceedings **1868**, 050025 (2017); <https://doi.org/10.1063/1.4995152>

SHOW ABSTRACT



 Free . August 2017


## The students' ability in the mathematical literacy for uncertainty problems on the PISA adaptation test

Hongki Julie, Febi Sanjaya and Ant. Yudhi Anggoro

AIP Conference Proceedings **1868**, 050026 (2017); <https://doi.org/10.1063/1.4995153>

SHOW ABSTRACT



 Free . August 2017

BROWSE VOLUMES

# The students' ability in the mathematical literacy for uncertainty problems on the PISA adaptation test

Cite as: AIP Conference Proceedings **1868**, 050026 (2017); <https://doi.org/10.1063/1.4995153>  
Published Online: 04 August 2017

Hongki Julie, Febi Sanjaya and Ant. Yudhi Anggoro



View Online



Export Citation

## ARTICLES YOU MAY BE INTERESTED IN

[Mathematical literacy skills of students' in term of gender differences](#)

AIP Conference Proceedings **1868**, 050019 (2017); <https://doi.org/10.1063/1.4995146>

[Mathematical disposition of junior high school students viewed from learning styles](#)

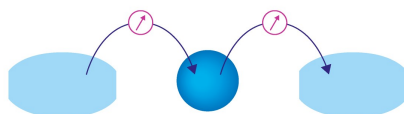
AIP Conference Proceedings **1868**, 050025 (2017); <https://doi.org/10.1063/1.4995152>

[Analysis of mathematical literacy test as a problem-solving ability assessment of junior high school students](#)

AIP Conference Proceedings **2215**, 060002 (2020); <https://doi.org/10.1063/5.0000648>

Webinar

Interfaces: how they make  
or break a nanodevice



March 29th – Register now



Zurich  
Instruments

# The Students' Ability in The Mathematical Literacy for Uncertainty Problems on The PISA Adaptation Test

Hongki Julie<sup>a)</sup>, Febi Sanjaya<sup>b)</sup>, and Ant. Yudhi Anggoro<sup>c)</sup>

*Mathematics Education Department, Sanata Dharma University, Indonesia*

<sup>a)</sup>Corresponding author: hongkijulie@yahoo.co.id

<sup>b)</sup> febi@usd.ac.id

<sup>c)</sup> yudhianggoro@usd.ac.id

**Abstract.** One of purposes of this study was to describe the solution profile of the junior high school students for the PISA adaptation test. The procedures conducted by researchers to achieve this objective were (1) adapting the PISA test, (2) validating the adapting PISA test, (3) asking junior high school students to do the adapting PISA test, and (4) making the students' solution profile. The PISA problems for mathematics could be classified into four areas, namely quantity, space and shape, change and relationship, and uncertainty. The research results that would be presented in this paper were the result test for uncertainty problems. In the adapting PISA test, there were fifteen questions. Subjects in this study were 18 students from 11 junior high schools in Yogyakarta, Central Java, and Banten. The type of research that used by the researchers was a qualitative research. For the first uncertainty problem in the adapting test, 66.67% of students reached level 3. For the second uncertainty problem in the adapting test, 44.44% of students achieved level 4, and 33.33% of students reached level 3. For the third uncertainty problem in the adapting test n, 38.89% of students achieved level 5, 11.11% of students reached level 4, and 5.56% of students achieved level 3. For the part a of the fourth uncertainty problem in the adapting test, 72.22% of students reached level 4 and for the part b of the fourth uncertainty problem in the adapting test, 83.33% students achieved level 4.

## INTRODUCTION

Program for International Student Assessment (PISA) was an international program sponsored by the OECD, which was a membership of 30 countries, to assess the literacy skills in reading, mathematics, and science of students aged about 15 years. The purpose of the mathematical literacy test in the PISA test was to measure how students apply mathematical knowledge that they have to solve a set of problems in a variety of real context. PISA defines mathematics literacy was an individual's ability to identify and understand the role of mathematics in the world, to make an accurate assessment, to use and involve mathematics in various ways to meet the needs of individuals as reflective, constructive and filial citizens [8].

From several studies reported that in a modern society in the 21st century that humans not only required a content knowledge, but they also required skills that called as 21st century skills that include critical thinking and problem solving, creativity and Innovation, communication and collaboration, flexibility and adaptability, initiative and self-direction, social and cross-cultural, productivity and accountability, leadership and responsibility, and information literacy [2, 8]. Mathematical literacy became one of the components necessary to build 21st century skills.

In 2015, Indonesia followed the PISA test for the fifth time. In the 2015, ranking Indonesia for PISA tests were 62 for science, 63 for mathematics, and 64 for reading from 70 countries. These results generally improved, especially for scientific literacy and mathematics. In the PISA test at 2012, ranking literacy in science and mathematics was 64 and 65, while the areas of reading literacy in 61 of 65 countries. The average score on the PISA tests at 2015 were as follows 403 for science, 386 for math, and 397 for reading. The average score on the PISA tests at 2012 were as follows 382 for science, 375 for math, and 396 for reading (source: [www.oecd.org/pisa](http://www.oecd.org/pisa)). The material of the PISA

tests in mathematical literacy can be grouped into four groups, namely (1) the quantity, (2) space and shape, (3) change and relationship, and (4) uncertainty [1]. One of the research questions that would be answered by researchers in this paper was how were the solution profiles of junior high school students for the adapted PISA test for uncertainty problems.

## THE PISA TEST

PISA was an international program sponsored by the OECD, which was a membership of 30 countries, to determine the ability of reading literacy, mathematical literacy, and science literacy of students aged about 15 years. According to Jan de Lange, mathematical literacy was an individual's ability to identify and understand the role of mathematics in the world, to make an accurate assessment, use and involves mathematics in various ways to fulfill the individual needs as a reflective, constructive and filial citizen [3].

According to Jan De Lange, the following competencies would form the mathematical literacy skills, namely: (1) the thinking and reasoning mathematically competence, (2) the arguing logically competence, (3) the communicating mathematically competence, (4) the problem modelling competence, (5) the proposing and solving problem competence, (6) the representing idea competence, and (7) the using symbol and formal language competence [3].

There are six levels in the PISA questions related to mathematical literacy of students. Below is a description of each level of matter [6]:

1. First level, namely: (a) students could answer questions involving familiar contexts where all relevant information was present and the questions were clearly defined, (b) they were able to identify information and to carry out routine procedures according to direct instructions in explicit situations, and (c) they could perform actions that were obvious and follow immediately from the given stimuli.
2. Second level, namely: (a) students could interpret and recognize situations in contexts that require no more than direct inference, (b) they could extract relevant information from a single source and make use of a single representational mode, (c) they could use basic algorithms, formulae, procedures, or conventions, and (d) they are capable of direct reasoning and making literal interpretations of the results.
3. Third level, namely: (a) students could execute clearly described procedures, including those that required sequential decisions, (b) they could select and apply simple problem solving strategies, (c) they could interpret and use representations based on different information sources and reason directly from them, and (d) they could develop short communications reporting their interpretations, results and reasoning.
4. Fourth level, namely: (a) students could work effectively with explicit models for complex concrete situations that may involve constraints or call for making assumptions, (b) they could select and integrate different representations, including symbolic ones, linking them directly to aspects of real-world situations, (c) they could utilize well-developed skills and reason flexibly, with some insight, in these contexts, and (d) they could construct and communicate explanations and arguments based on their interpretations, arguments, and actions.
5. Fifth level, namely: (a) students could develop and work with models for complex situations, identifying constraints and specifying assumptions, (b) they could select, compare, and evaluate appropriate problem solving strategies for dealing with complex problems related to these models, (c) they could work strategically using broad, well-developed thinking and reasoning skills, appropriate linked representations, symbolic and formal characterisations, and insight pertaining to these situations, and (d) they could reflect on their actions and formulate and communicate their interpretations and reasoning.
6. Sixth level, namely: (a) students could conceptualise, generalise, and utilise information based on their investigations and modelling of complex problem situations, (b) they could link different information sources and representations and flexibly translate among them, (c) they were capable of advanced mathematical thinking and reasoning, (d) they could apply this insight and understandings along with a mastery of symbolic and formal mathematical operations and relationships to develop new approaches and strategies for attacking novel situations, and (e) they could formulate and precisely communicate their actions and reflections regarding their findings, interpretations, arguments, and the appropriateness of these to the original situations.

## METHOD

In a qualitative study, the researcher sought to describe a phenomenon that occurred in a natural situation and not make a quantification of the phenomenon [4, 5]. This research was classified in the qualitative research, because in this study the researchers sought to describe a phenomenon that occurred in a natural situation and did not make a quantification of the phenomenon. A natural phenomenon that was described in this study was how the junior high school students solved the adapting PISA test.

One of purposes of this study was to describe the solution profile of junior high school students for the adapting PISA test. The process conducted by researchers to achieve this objective was as follows:

1. Adapting the PISA test;
2. Validating the adapting PISA test;
3. Asking junior high school students to solve the adapting PISA test.
4. Describing the junior high school student solution profiles for the adapting PISA test.

In the adapting PISA test, there were fifteen questions that consist of two questions for quantity, six questions for space and shape, three questions for change and relationship, and four questions for uncertainty. The time given to students to take the test was 90 minutes.

There were 18 junior high school students who had 14-15 years old as the subject of this study. They were from 11 junior high schools in Yogyakarta, Central Java, and Banten. The steps to choose these subjects were the researchers chose the schools proportional randomly and then the researchers chose the best students in those schools to become our research subjects.

## RESULTS AND DISCUSSION

The research results that would be presented in this paper were the result test for uncertainty problems. In the following section, researchers would present the solution profile of the junior high school students for the uncertainty problems.

1. The first problem:

Adi had a drawer full of socks that contain white, brown, red, and black sock. How many minimum socks that Adi should be taken out of the drawer, so Adi could get at least a couple of the same color sock.

The solution profiles of students for the first problem were as follows:

- a. Nine of 18 students answered 5 times. Their reasoning was as follows: suppose that Adi took four socks from the drawer and he got four different color socks. So, if Adi take a sock from the drawer for the fifth time, then he would have to get a pair of the same color sock. So, Adi would get at least a pair of the same color sock if Adi has taken at least 5 times. The students' answer for this problem could be incorporated into level 3, because students could explain how the procedures were used to solve the problems mentioned above. (the example of the student's answer could be seen in figure 1).
- b. Three of 18 students answered four times. Students thought that there were only three different color socks in the drawer. Students thought that Adi had already taken three times and got three different color socks. So, if Adi took one sock from the drawer, then he would get at least a pair of the same color sock. So, students thought that Adi only required 4 times. The students' answer for this problem could be incorporated into level 3, because students could explain how the procedures were used to solve the problems mentioned above.
- c. One of 18 students answered  $\frac{1}{4}$ . Student thought that there were three different colour socks in the the drawer. Student thought that Adi had already taken three times and got three different color socks. So, if Adi took one sock from the drawer, he would get at least a pair of the same color sock. So, student thought that Adi only required 4 times, then student think about the probability of this event was  $\frac{1}{4}$ .
- d. Five students did not answer this problem.



Bica Adi mengambil 4 kaos kaki maka kemungkinan terbunknya adalah satu buah kaos kaki berwarna putih, coklat, merah dan hitam akan terambil

Jika diambil 1 buah lagi maka dipastikan akan terambil salah satu dari putih, coklat, merah dan hitam, maka salah satu warna ada 1 pasang

Maka Adi harus mengambil minimal 5 buah kaos kaki

FIGURE 1. The example of student's answer to the first question

2. The Second problem :

A terkali number was a natural number in which the first and second digit of the number was a natural number and the next digit was the product of two numbers that occupy the first and second digits. For example, 7856, 236, and 200 was the terkali number because the first two digits were a natural number and the next digits were the multiplication result for the first and the second digit. For the note, the first digit must not be 0. How many the terkali number was possible?

The students' solution profiles for the second problem were as follows:

- a. There were four students who did not answer the question.
- b. In general, there were three methods that students use to solve this problem.
  - 1) Filling slot method.
    - a) This method was used by six students (the example of the student's answer could be seen in figure 2).
    - b) The students knew that the number of the terkali number only influenced by the first two digits only.
    - c) The students knew that the first digit could be charged with 9 possibilities and the second digit could be filled with 10 possibilities.
    - d) The student stated that the number of the terkali number was  $9 \times 10 = 90$  numbers.
    - e) The students' answer for this problem could be put in level 4 because these students were able to interpret the information in the question and were able to create relationships between the information so that they could solve the problem.
  - 2) Finding the pattern and calculating the number of the possibility.
    - a) This method was used by two students (the example of the student's answer could be seen in figure 3).
    - b) The students knew that the number of the terkali number only influenced by the first two digits only.
    - c) Students wrote the whole possibility of the first two digits and write it in the form of  $\{10, 11, 12, 13, \dots, 98, 99\}$ . He had calculated that the number of the possibility was  $99 - 10 + 1 = 90$ .
    - d) The students' answer for this problem could be put in level 4 because these students were able to interpret the information in the question and were able to create relationships between the information so that they could solve the problem.
  - 3) Recording and calculating the number of the possibility.
    - a) This method was used by six students.
    - b) Students wrote all of the terkali number systematically, and counting them systematically.
    - c) The students' answer for this problem could be incorporated into level 4 because these students were able to interpret the information in the question and were able to create relationships between the information so that they could solve the problem.

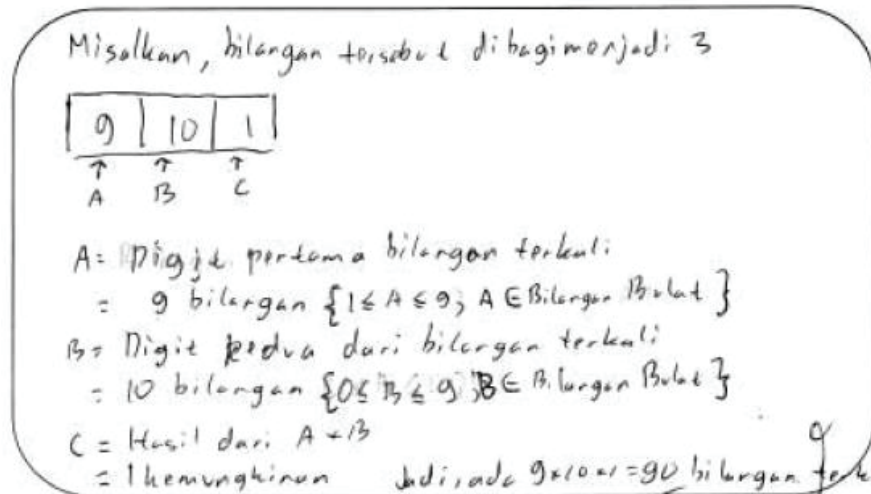


FIGURE 2. The example of the student's answer using filling slot method to solve the second problem

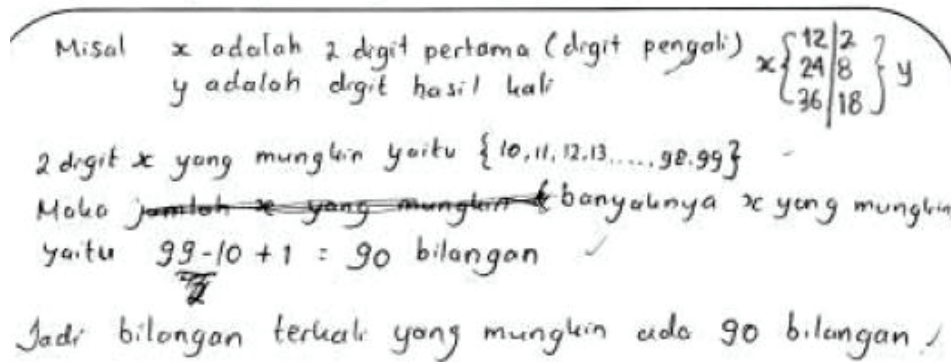


FIGURE 3. The example of the student's answer using second method to solve the second problem

3. The third problem:

There were 10 math test held this semester. For 8 math test, the scores of Dino were as follows: 65, 86, 75, 54, 100, 71, 62, and 43. The student passed for mathematics if they got the average of the mathematics score test more than or equal 75. Did Dino possible to pass for mathematics? Please, write down your reasons!

The students' solution profiles for the third problem were as follows:

- a. Generally, there were five methods used by students to solve the third problem.
- b. In the first method, students connected the passing requisite and average, but they did not make the right conclusion. Students did not read the problem carefully, because they only used 8 mathematics test scores to make a decision. Though there were two possibilities of data that needs to be seen. Consequently, the students' conclusion was not right. There were 8 students from 18 students who did this strategy.
- c. In the second method, students connected the passing requisite and average, they could make the right conclusion, but they made a mistake in a calculation. Students connected the passing requisite and average of the mathematics score test, students realized that the maximum mathematics score test was 100, students were able to reformulate the average formula, students were able to understand that there were two data that needs to be unlikely, and the students have been able to draw the right conclusion for this problem, but they made a mistake in calculating (the example of student's answer could be seen in Figure 4). There were three students from 18 students who done this strategy. The students' answer for this problem could be incorporated into level 5 because the students were able to reformulate a average formula and were able to explain why they did that solution steps to solve this problem, even though they did mistake in a calculation.

Agar tuntas maka total nilai Dino minimal harus  
 $10 \times 75 = 750$   
 Total nilai 8 ulangan Dino adalah  $\times$   
 $65 + 86 + 75 + 54 + 100 + 71 + 62 + 43 = 456$ .  
 Maka agar tuntas nilai 2 ulangan terakhir  
 minimal harus  $750 - 456 = 294$  ✓  
 Padahal nilai tertinggi dalam satu ulangan adalah 100  
 Jika 2 <sup>ulangan</sup> nilai tertinggi yang bisa dicapai adalah  $2 \times 100 = 200$   
 Sedangkan nilai yang harus diperoleh 294.  
 Jadi Dino ~~tidak~~ tidak mungkin tuntas untuk mata pelajaran  
 matematika

FIGURE 4. The example of student' answer who used the second method to solve the third problem

- d. In the third method, students connected the passing requisite and average, they could make the right conclusion. Students connected the passing requisite and average of the mathematics score test, students realized that the maximum mathematics score test was 100, students were able to use the average formula, students were able to understand that there were two data that needs to be unlikely, and the students have been able to draw the right conclusion for this problem (examples of student work can be seen in Figure 5). There were two students from 18 students who did this strategy. The students' answer for this problem could be put in level 4 because students did not reformulate the average formula, but only used the formula and they were able to explain why they did that solution steps to solve this problem.

Tulis  $M$  = rata-rata 8 ulangan matematika Dino dan  $X$  = nilai 2 ul. terakhir / <sup>total</sup>  
 Jelas  $M = \frac{65 + 86 + 75 + 54 + 100 + 71 + 62 + 43 + \cancel{X}}{10}$   
 $= \frac{556 + X}{10} = \cancel{55,6} = 55,6 + \frac{X}{10}$  ✓  
~~Jadi Dino tidak tuntas untuk mata pelajaran matematika~~ (5)  
 Jelas  $X_{\max} = 200$   
 Jadi  $M_{\max} = 55,6 + \frac{200}{10} = 75,6$   
 Jadi Dino masih mungkin tuntas untuk mapel mat.

FIGURE 5. The example of student' answer who used the third method to solve the third problem

- e. In the fourth method, students connected the passing requisite and average, they could make the right conclusion. Students connected the passing requisite and average of the mathematics score test, students realized that the maximum mathematics score test was 100, students were able to reformulate the average formula, students were able to understand that there were two data that needs to be unlikely, and the students have been able to draw the right conclusion for this problem (examples of student work can be seen in Figure 6). There were four students from 18 students who did this strategy. The students' answer for this problem could be incorporated into level 5 because the students were able to reformulate a average formula and were able to explain why they did that solution steps to solve this problem.

Supaya lulus maka minimal mendapatkan total nilai  $75 \times 10 = 750$  ✓  
 total nilai ~~75~~ 8 ulangan Dino sekurangnya  $65+66+75+54+100+71+62+93 = 556$  ✓  
 jelas nilai maks 2 ulangan berikutnya  $2 \times 100 = 200$   
 hal ini masih memungkinkan Dino untuk lulus jika nilai 2 ulangan Dino berikutnya berbesar di 194 dan 200  
 Jadi Dino masih mungkin lulus. 9

FIGURE 6. The example of student' answer who used the fourth method to solve the third problem

- f. In the fifth method, students connected the passing requisite and average, they could make the right conclusion, but he did not write the solution completely. Students connected the passing requisite and average of the mathematics score test, students realized that the maximum mathematics score test was 100, students were able to reformulate the average formula, students were able to understand that there were two data that needs to be unlikely, and the students have been able to draw the right conclusion for this problem, but he did not write the solution completely. There was one student of 18 students who did this strategy. The students' answer for this problem could be incorporated into Level 3, because the student could explain briefly about his problem interpretation and his reason why he did solution steps.
4. The fourth problem:  
 Four soccer players did penalty kick exercises. The results were presented in the following table:

Name	The number of penalty kicks	The number of success penalty kicks
Arif	12	10
Bambang	10	8
Candra	20	15
Dedi	15	12
Gimin	14	12

- a. Who did have the greatest chance of success in performing the penalty kick?  
 b. If Bambang conducted penalty kicks for 65 times, then how many successful penalty kick was done by Bambang?

The students' solution profiles for the part a of the fourth problem were as follows:

- a. Six of 18 students did as follows:

The probability of Arif was  $\frac{10}{12} \times 100\% = 83,33\%$ . The probability of Bambang was  $\frac{8}{10} \times 100\% = 80\%$ .

The probability of Candra was  $\frac{15}{20} \times 100\% = 75\%$ . The probability of Dedi was  $\frac{12}{15} \times 100\% = 80\%$ . The

probability of Gimin was  $\frac{12}{14} \times 100\% = 85,71\%$ . So, the player who had the greatest chance of success in making a penalty kick was Gimin, because he had the greatest chance (the example of students' answers could be seen in Figure 7).

The students' answer for this problem could be categorized into level 4, because students could connect the information about the number of penalty kicks and the number of success penalty kicks with the probability concept. Students were able to use appropriate strategies to compare the probability for all of penalty kickers.

Handwritten student work showing calculations for the probability of success for five players:

- Arif:  $\frac{10}{12} \times 100\% = 83,33\%$
- Bambang:  $\frac{8}{10} \times 100\% = 80\%$
- Candra:  $\frac{15}{20} \times 100\% = 75\%$
- Dedi:  $\frac{12}{15} \times 100\% = 80\%$
- Gimin:  $\frac{12}{14} \times 100\% = 85,71\%$

FIGURE 7. Examples of student work using the strategy percent to answer the fourth part of a group of uncertainty

- b. Seven of 18 students responded as follows:

The probability of Arif was  $\frac{10}{12} = \frac{5}{6} = \frac{350}{420}$ . The probability of Bambang was  $\frac{8}{10} = \frac{4}{5} = \frac{336}{420}$ . The probability of Candra was  $\frac{15}{20} = \frac{3}{4} = \frac{315}{420}$ . The probability of Dedi was  $\frac{12}{15} = \frac{4}{5} = \frac{336}{420}$ . The probability of Gimin was  $\frac{12}{14} = \frac{6}{7} = \frac{360}{420}$ . So, the player who had the greatest chance of success in making a penalty kick was Gimin, because he had the greatest chance.

The students' answer for this problem could be categorized into level 4, because students could connect the information about the number of penalty kicks and the number of success penalty kicks with the probability concept. Students were able to use appropriate strategies to compare the probability for all of penalty kickers.

- c. Three out of 18 students responded as follows:

The probability of Arif was  $\frac{12}{10} = 1,2$ . The probability of Bambang was  $\frac{10}{8} = 1,25$ . The probability of Candra was  $\frac{20}{15} = 1,33$ . The probability of Dedi was  $\frac{15}{12} = 1,25$ . The probability of Gimin was  $\frac{14}{12} = 1,16$ .

So, the player who had the greatest chance of success in making a penalty kick was Candra, because he had the greatest chance. These students had a misconception about the probability concept. They failed to make a connection between the information about the proportional of the number of penalty kicks with the number of success penalty kicks and the probability concept.

- d. Two of the 18 students did not answer the question.

Discussion of student work to part b above matter:

The students' solution profiles for the part a of the fourth problem were as follows:

- Eleven of 18 students answered the number of Bambang's successful penalty kick from 65 kicks was  $\frac{8}{10} \times 65 = \frac{4}{5} \times 65 = 52$  times. The students' answer for this problem could be categorized into level 4 because they could connected the information about the number of the successful penalty kicks, and the number of kicks that would be done by Bambang with the probability concept. Students could think proportionately about the number of the successful penalty kicks, and the number of kicks that would be done by Bambang.
- Two of 18 students answered the number of Bambang's successful penalty kick from 65 kicks was  $80\% \times 65 = \frac{4}{5} \times 65 = 52$  times. The students' answer for this problem could be categorized into level 4 because they could connected the information about the number of the successful penalty kicks, and the number of kicks that would be done by Bambang with the probability concept. Students could think proportionately about the number of the successful penalty kicks, and the number of kicks that would be done by Bambang.
- Two of 18 students answered as follows:

If the number of kicks that would be done by Bambang was 60 times, then the number of the successful penalty kicks was  $8 \times 6 = 48$  times.

If the number of kicks that would be done by Bambang was 5 times, then the number of the successful penalty kicks was  $\frac{1}{2} \times 8 = 4$  times.

So, the number of the successful penalty kicks was  $48 + 4 = 52$  times (the example of the student's answer could be see in figure 8).

The students' answer for this problem could be categorized into level 4 because they could connected the information about the number of the successful penalty kicks, and the number of kicks that would be done by Bambang with the probability concept. They could think proportionately about the number of the successful penalty kicks, and the number of kicks that would be done by Bambang.

Handwritten student work showing calculations for penalty kicks. The text is written in Indonesian and includes the following lines: 'jika 60 tendangan, yg sukses 8x6=48', 'jika 65 tendangan, yg sukses 48+4=52', and 'jadi 52 tendangan yg sukses'. There is a checkmark at the end of the third line.

**FIGURE 8.** Examples of student work that uses proportional thinking to answer the fourth part b uncertainties group

d. One of 18 students answered as follows:

10 times to kick penalty = 8 times successful penalty kick.

11 times to kick penalty = 9 times successful penalty kick.

12 times to kick penalty = 10 times successful penalty kick.

13 times to kick penalty = 11 times successful penalty kick.

etc. in order to obtain 65 times to kick penalty = 63 times successful penalty kick.

In this case, the student assumed that no matter how many kicks performed Bambang, the number of the fail penalty kicks was always two times. It means that student has not been able to think proportionately.

e. Two of 18 students did not answer this problem.

## CONCLUSIONS

For the first question, there were 12 of 18 students who achieved level 3. For the second question, there were 8 of 18 students who achieved level 4, and 6 of 18 students who achieved level 3. For the third question, there were 7 of 18 students who reached level 5, two of 18 students who achieved level 4, and one of 18 students who achieved level 3. For the part a of the fourth problem, there were 13 of 18 students who achieved level 4. For the part b of the fourth problem, there were 15 of 18 students who achieved level 4.

## ACKNOWLEDGMENTS

Our thanks to the Ministry of the Research, Technology and Higher Education has been funding this research so we could finish this research and present this publication through Produk Terapan grant distributed through the Sanata University Dharma.

## REFERENCES

1. Ariyadi Wijaya. 2012. *Pendidikan Matematika Realistik: Suatu Alternatif Pendekatan Pembelajaran Matematika*. Yogyakarta: Graha Ilmu.
2. Ariyadi Wijaya. 2016. Students' Information Literacy: A Perspective From Mathematical Literacy. *IndoMS Journal Mathematics Education, Volume 7, No. 2, July 2016, pp. 73 – 82*.
3. Julie H., dan Marpaung, Y. 2012. PMRI dan PISA: Suatu Usaha Peningkatan Mutu Pendidikan Matematika di Indonesia. *Widya Dharma, Volume 23, Nomer 1, Oktober 2012*.
4. Miles, M. B. dan Huberman, A. M.. 1994. *Qualitative Data Analysis*. London: Sage Publications

5. Merriam, S. B. 2009. *Qualitative Research: A Guide to Design and Implementation*. San Francisco: Jossey Bass A Wiley Imprint.
6. OECD. 2012. *Assessment Framework. Key Competencies in Reading, Mathematics and Science*. Paris: OECD.
7. OECD. 2013. *PISA 2012 Results: What students know and can do. Student Performance in mathematics, reading, and science*. Paris: OECD.
8. Stacey K. 2011. The PISA View of Mathematical Literacy in Indonesia. *Journal Mathematics Education, Volume 2, No. 2, July 2011, pp. 95 – 126*.

# Certificate

Ref: 1393/UN34.13/TU/2017

This is to certify that

*Dr. Hangei Julie, M. Si.,*

has participated in

## **The 4<sup>th</sup> International Conference on Research, Implementation and Education of Mathematics and Science 2017**

Organized by Faculty of Mathematics and Natural Science, Yogyakarta State University

on May, 15<sup>th</sup> - 16<sup>th</sup>, 2017

as an

*Author*

with the paper entitled :

The Students' Ability in The Mathematical Literacy for Uncertainty Problems on The PISA Adaptation Test



Yogyakarta, May 16, 2017  
The Head of Committee

Joko Sudomo, MA  
NIP. 19590716 198702 1 001



Dean  
Dr. Hartono  
NIP. 19620329 198702 1 002