

## Journal Profile

# Mathline : Jurnal Matematika dan Pendidikan Matematika

eISSN : 26223627 | pISSN : 25025872

Universitas Wiralodra



S4

Sinta Score



Indexed by GARUDA

8

H-Index

8

H5-Index

240

Citations

235

5 Year Citations

---

# Mathline :

## Jurnal Matematika dan Pendidikan Matematika

*Penerbit:*

Universitas Wiralodra

[Website](#) | [Editor URL](#)

*Address:*

Fakultas Keguruan dan Ilmu Pendidikan Program Studi Pendidikan Matematika Jl. Ir. H. Djuanda KM. 3 Indramayu  
KAB. INDRAMAYU

*Email:*

mathline@unwir.ac.id

*Phone:*

Last Updated :

2021-10-14

2018

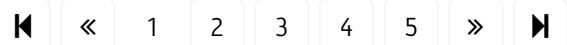
2019

2020

2021

2022

 Sinta Accreditations



Page 1 of 9 | Total Records : 82

Publications

Citation

[Analisis minat belajar dan bakat terhadap hasil belajar matematika siswa](#)

A Fadillah

Mathline: Jurnal Matematika dan Pendidikan Matematika 1 (2), 113-122, 2016

52

Publications	Citation
<p><u>Model pembelajaran osborn untuk meningkatkan kemampuan pemecahan masalah matematis siswa</u> L Nurafifah, E Nurlaelah, D Usdiyana MATHLINE: Jurnal Matematika Dan Pendidikan Matematika 1 (2), 93–102, 2016</p>	24
<p><u>Pengaruh model pembelajaran creative problem solving (CPS) terhadap kemampuan penalaran adaptif matematis siswa</u> D Nopitasari Mathline: Jurnal Matematika dan Pendidikan Matematika 1 (2), 103–112, 2016</p>	22
<p><u>Desain Didaktis Konsep Luas Permukaan Dan Volume Prisma Dalam Pembelajaran Matematika SMP</u> LS Aisah, K Yulianti Mathline: Jurnal Matematika dan Pendidikan Matematika 1 (1), 14–22, 2016</p>	18
<p><u>Meningkatkan kemampuan spasial siswa melalui pembelajaran geometri berbantuan Cabri 3D</u> EYP Nasution Mathline: Jurnal Matematika dan Pendidikan Matematika 2 (2), 179–194, 2017</p>	15
<p><u>Kelancaran prosedural matematis dalam pemecahan masalah konteks pemasaran</u> AT Fatimah, NE Zakiah Mathline: Jurnal Matematika dan Pendidikan Matematika 3 (2), 141–150, 2018</p>	13
<p><u>Pengaruh Kesiapan Belajar Terhadap Prestasi Belajar Mahasiswa Pada Pembelajaran Kalkulus</u> T Harmini Mathline: Jurnal Matematika dan Pendidikan Matematika 2 (2), 145–158, 2017</p>	9
<p><u>Analisis Minat Belajar Dan Bakat Terhadap Hasil Belajar Matematika Siswa. MATHLINE: Jurnal Matematika Dan Pendidikan Matematika, 1 (2), 113–122</u> A Fadillah</p>	9
<p><u>Pendekatan keterampilan metakognitif dalam pembelajaran matematika</u> KPS Dirgantoro Mathline: Jurnal Matematika dan Pendidikan Matematika 3 (1), 1–10, 2018</p>	6
<p><u>Pengembangan Media Pembelajaran Interaktif Berbasis Android Menggunakan Ispring Dan Apk Builder Untuk Pembelajaran Matematika Kelas X Materi Proyeksi Vektor</u> D Handayani, DV Rahayu Mathline: Jurnal Matematika dan Pendidikan Matematika 5 (1), 12–25, 2020</p>	6



# MATHLINE

Jurnal Matematika dan Pendidikan Matematika

Register Login  
ISSN 2502-5872  
E-ISSN 2622-3627

Program Studi Pendidikan Matematika  
Universitas Wiralodra Indramayu

**CURRENT**

ANNOUNCEMENTS

ABOUT ▾

ARCHIVES

REGISTER

LOGIN

Search

[CURRENT](#)[ANNOUNCEMENTS](#)[ABOUT ▾](#)[ARCHIVES](#)[REGISTER](#)[LOGIN](#)

[HOME](#) / [Editorial Team](#)

### EDITOR IN CHIEF

[Wiwit Damayanti Lestari](#) (Scopus ID: [57220368748](#)) Universitas Wiralodra, Indramayu, Indonesia

### EDITORIAL BOARD

[Aloisius L. Son](#) (Scopus ID: [57211269159](#)) Universitas Timor, Indonesia

[Fiki Alghadari](#) (Scopus ID: [57200723866](#)) STKIP Kusuma Negara, Jakarta, Indonesia

[Ahmad Muzaki](#) (Scopus ID: [57199217085](#)) Institut Keguruan dan Ilmu Pendidikan Mataram, Mataram, Indonesia

[Usep Kosasih](#) (Scopus ID: [57196244271](#)) Universitas Islam Nusantara, Bandung, Indonesia

[Sri Adi Widodo](#) (Scopus ID: [57196328078](#)) Universitas Sarjanawiyata Tamansiswa, Yogyakarta

[Farid Gunadi](#) (Scopus ID: [57219986472](#)) Universitas Wiralodra, Indramayu, Indonesia

[Denni Ismunandar](#) (Scopus ID: [57221586999](#)) Universitas Wiralodra, Indramayu, Indonesia

### EDITORIAL ASSISTANT

[Luthfiyati Nurafifah](#) (Scopus ID: [57219986503](#)) Universitas Wiralodra, Indramayu, Indonesia

Open Journal Systems

[CURRENT](#)[ANNOUNCEMENTS](#)[ABOUT ▾](#)[ARCHIVES](#)[REGISTER](#)[LOGIN](#)

[HOME](#) / [ARCHIVES](#) / Vol 6 No 2 (2021): Mathline

**DOI:** <https://doi.org/10.31943/mathline.v6i2>

**PUBLISHED:** 2021-08-02

## ARTICLES

### **Diagnostic Of Student Mathematics Ability On The Implementation Of Mathematics-Based Assessment Open-Ended Problems**

Diagnostik Kemampuan Matematis Siswa Pada Implementasi Penilaian Matematika Berbasis Open-Ended Problem

Benny Anggara

125 - 139

 PDF

 DOI : <https://doi.org/10.31943/mathline.v6i2.217>

### **The Euler, Heun, and Fourth Order Runge-Kutta Solutions to SEIR Model for the Spread of Meningitis Disease**


Penyelesaian Euler, Heun, dan Runge-Kutta Orde Empat atas Model SEIR pada Penyebaran Penyakit Meningitis

Roberta Uron Hurit, Sudi Mungkasi

140 - 153



PDF

 DOI : <https://doi.org/10.31943/mathline.v6i2.176>

### **Development Of Test Instruments To Measure High Order Thinking Skill (Hots) Mathematics Of Students In MTs 2 State Of Medan City**


Pengembangan Instrumen Tes Untuk Mengukur High Order Thinking Skill (HOTS) Matematis Siswa Mtsn 2 Kota Medan

Qania Agustika Siagian, Prihatin Ningsih Sagala

154 - 174



PDF

 DOI : <https://doi.org/10.31943/mathline.v6i2.222>

### **Student's Mathematic Representation Ability in Mathematics Problem Solving on Triangle Materials**

Kemampuan Representasi Matematis Siswa dalam Pemecahan Masalah Matematika pada Pokok Bahasan Segitiga

Zulfa Pratamaningtyas, Dori Lukman Hakim

175-190



PDF

 DOI : <https://doi.org/10.31943/mathline.v6i2.225>

### **Description Of Mathematic Problem Solving Ability for Class X Senior High School Students Based On Polya Steps**


Deskripsi Kemampuan Pemecahan Masalah Matematis Siswa SMA Kelas X Berdasarkan Langkah-Langkah Polya

Shannasya Aulia Himawati, Indrie Noor Aini, Attin Warmi

191-206



PDF

 DOI : <https://doi.org/10.31943/mathline.v6i2.226>

### **Development Of Etnomathematics Based Flat Building Handouts for Students Class VII SMP**


Pengembangan Handout Bangun Datar Berbasis Etnomatematika untuk Siswa Kelas VII SMP

Putri Yulia, Endah Febriza, Selvia Erita

207-221



PDF

 DOI : <https://doi.org/10.31943/mathline.v6i2.231>

# High School Students' Algebraic Thinking Ability in Solving Linear Program Problems

Kemampuan Berpikir Aljabar Siswa SMA Dalam Menyelesaikan Masalah Program Linear

Dannix Aprildat, Dori Lukman Hakim

222 - 237



PDF



DOI : <https://doi.org/10.31943/mathline.v6i2.216>

Open Journal Systems



History

Peer-reviewers

Author Guideline



Volume 6 Nomor 2, Agustus 2021, halaman 140 – 153.

## The Euler, Heun, and Fourth Order Runge-Kutta Solutions to SEIR Model for the Spread of Meningitis Disease

### Penyelesaian Euler, Heun, dan Runge-Kutta Orde Empat atas Model SEIR pada Penyebaran Penyakit Meningitis

Roberta Uron Hurit<sup>1,\*</sup>, Sudi Mungkasi<sup>2</sup>

<sup>1</sup>Department of Mathematics Education, Faculty of Teacher Training and Education, Institut Keguruan dan Teknologi Larantuka, Nusa Tenggara Timur, Indonesia,

[uronhurit@gmail.com](mailto:uronhurit@gmail.com)

<sup>2</sup>Department of Mathematics, Faculty of Science and Technology, Universitas Sanata Dharma, Yogyakarta, Indonesia,

[sudi@usd.ac.id](mailto:sudi@usd.ac.id)

\*Corresponding Author

#### ABSTRAK

Makalah ini menyelesaikan model SEIR (Susceptible-Exposed-Infected-Recovered) penyebaran penyakit meningitis secara numerik dengan tiga metode, yaitu metode Euler, metode Heun, dan metode Runge-Kutta orde empat (RK4). Metodologi penelitian ini meliputi lima langkah berturut-turut, yaitu pemodelan matematika jenis SEIR, diskritisasi model, pemrograman komputer, simulasi numerik, dan pengamatan hasil simulasi. Dari simulasi, ketiga metode numerik tersebut memberikan penyelesaian dengan perilaku yang sama. Lebih lanjut, pola penyelesaian yang dihasilkan oleh ketiga metode tersebut juga sama dengan pola penyelesaian referensi yang dihasilkan oleh algoritma ode45 dalam perangkat lunak MATLAB (sebagai catatan: penyelesaian referensi ode45 ini diambil, karena sampai saat ini penyelesaian eksak analitik model SEIR belum ditemukan). Hal ini memberikan kepercayaan pada kebenaran hasil simulasi dalam makalah ini. Secara teori, keakuratan metode RK4 lebih baik jika dibandingkan dengan keakuratan metode Euler dan metode Heun. Hasil numerik dalam makalah ini menunjukkan bahwa teori tersebut juga berlaku dalam simulasi penyebaran penyakit meningitis.

**Kata Kunci:** metode Euler, metode Heun, metode Runge-Kutta orde empat, model SEIR, penyebaran penyakit meningitis.

#### ABSTRACT

This paper solves the SEIR (Susceptible-Exposed-Infected-Recovered) model of meningitis disease spread numerically using three methods, namely, the Euler method, the Heun method, and the fourth order Runge-Kutta (RK4) method. Our research methodology consists of five steps consecutively, namely, mathematical modelling of the SEIR type, model discretisation, computer programming, numerical simulation, and observation of simulation results. Our simulations show that all the three numerical methods produce solutions with the same behaviour. Furthermore, the patterns of the solutions generated by the three methods are also the same as the pattern of the reference solution produced by the ode45 algorithm in the MATLAB software (we note that: this ode45 reference solution is taken, because until now the exact analytical solution of the SEIR model is not available). This gives confidence to the correctness of our simulation results in this paper. In theory, the accuracy of the RK4 method is better than those of the Euler and Heun methods. The numerical results in this paper show that the theory is also applicable in simulating the spread of meningitis disease.

**Keywords:** Euler method, Heun method, fourth order Runge-Kutta method, SEIR model, meningitis disease spread.

**How to Cite:** Hurit, R. U., & Mungkasi, S. (2021). The Euler, Heun, and Fourth Order Runge-Kutta Solutions to SEIR Model for the Spread of Meningitis Disease. *Mathline: Jurnal Matematika dan Pendidikan Matematika*, Vol. 6 No. 2, 140 – 153.

**DOI:** <https://doi.org/10.31943/mathline.v6i2.176>

## PRELIMINARY

One of infectious diseases is meningitis. This disease infects many people with a fairly high mortality rate in the world. The largest patient population comes from countries in Africa and Asia, including Indonesia. The causes of meningitis are the bacteria *Neisseria meningitidis*, *Haemophilus influenzae*, *Streptococcus pneumoniae*, and *Listeria monocytogenes* (Asamoah, et al., 2018). One technique that can be used to analyze the dynamics of disease spread is by using mathematical models (Allmandan & Rhodes, 2004; Ozalp & Demirci, 2011; Hurint, et al., 2017; Hurit, 2020). Mathematical models are formulated based on the characteristics of the disease. In this paper, the mathematical model that will be used is the SEIR epidemic model, in which the population is divided into four groups, namely: susceptible (S) individuals who are susceptible to meningitis, exposed (E) individuals who have actually been infected with the disease but have not been able to transmit it, infected (I) individuals who have infected and can transmit the disease, and recovered (R) individuals who have recovered from the disease.

This paper aims to solve the SEIR model of the spread of meningitis using the Euler method, Heun method, and the fourth order Runge-Kutta method (RK4). The Euler method is a numerical method with the first order of accuracy. The Heun method is a method with the second order of accuracy known as an improvement of the Euler method. The RK4 method is a method with the fourth order of accuracy. The simulation results of the three methods will be seen whether they have similarities in the behavior of the solution. The same behavior will convince the authors and readers about the correctness of the simulation results in this paper. Furthermore, the numerical results in this paper verify that in simulating the spread of meningitis, it is also true that the RK4 method is more accurate than the Heun method and the Euler method, and the Heun method is more accurate than the Euler method.

The rest of this paper describes the methods, results and discussion, as well as conclusion. The methods section provides the SEIR model and numerical schemes for solving the model; the numerical schemes include the scheme of the Euler method, the scheme of the Heun method, and the scheme of the RK4 method. The results and discussion section contains graphs of numerical simulations and their discussion as well as a

---

comparison of absolute errors of the solutions obtained from the three applied methods. At the end, the paper will close with some concluding remarks.

## METHODS

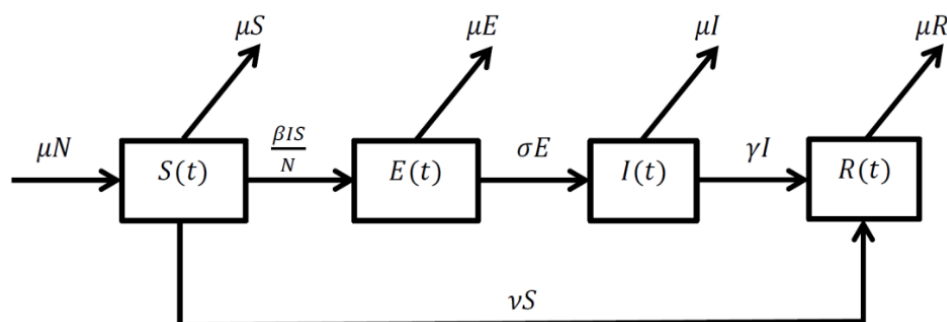
Our research method lies on programming and simulation, that is, (a) computer programming of the Euler method, Heun method, and the RK4 method; and (b) simulations to solve the SEIR model of the spread of meningitis. The flow of research on the spread of meningitis (as our methodology) sequentially consists of five stages, namely:

1. development of SEIR model for the spread of meningitis;
2. numerical discretizations of SEIR model based on Euler, Heun, and RK4 methods;
3. computer programming of the discretizations of SEIR model into the MATLAB software;
4. numerical simulations of the spread of meningitis using the MATLAB computer programs; and
5. observation of the solution graphs generated by the MATLAB computer programs.

In more detail, the following describes the form of the SEIR model, the Euler method, the Heun method, and the RK4 method.

### SEIR Model

In the SEIR model, the population is divided into four subpopulations, namely, susceptible  $S(t)$  which is a subpopulation susceptible to disease, exposed  $E(t)$  which is a subpopulation infected but not yet been able to transmit the disease, infected  $I(t)$  which is a subpopulation that has been infected and is actively transmitting the disease, and recovered  $R(t)$  which is a subpopulation recovered from the disease (Allmandan & Rhodes, 2004). Here  $t$  is time variable. A transfer diagram of the spread of disease in a population can be presented in Figure 1, which includes the vaccination factor.



**Figure 1. Transfer Diagram of the Spread of Meningitis Involving Vaccination**

The transfer diagram of the SEIR model in Figure 1 shows the transition of each state as a dynamic within the population. In the initial state, the individual can be said to be susceptible which can transfer to an exposed individual, but this individual has not been fully infected with the disease. If the exposed individual becomes fully infected, then over time the exposed population enters the infected population. Thus, the exposed population is reduced and it can be said that the individual becomes infected. This results in an increase in the infected population. Furthermore, after the individual is infected and then recovers, this individual is included in the recovered category. Individuals who have received the vaccine are assumed to be immune to meningitis, so they are immediately included in the recovered group. Each population in this SEIR model has natural death in each subpopulation, either caused by the disease itself or other factors. This means that the natural death factor also causes a decrease (subtraction) in the susceptible, exposed, infected, and recovered subpopulations (Allmandan & Rhodes, 2004; Hurit, 2020). As additional assumptions, the total population in the system is constant, and there is no migration.

Based on the diagram in Figure 1 and the explanation above, the formulation of the SEIR model for the spread of meningitis is as follows:

$$\frac{dS}{dt} = \mu(N - S) - \beta \frac{SI}{N} - \nu S, \quad (1)$$

$$\frac{dE}{dt} = \beta \frac{SI}{N} - (\mu + \sigma)E, \quad (2)$$

$$\frac{dI}{dt} = \sigma E - (\mu + \gamma)I, \quad (3)$$

$$\frac{dR}{dt} = \gamma I - \mu R + \nu S, \quad (4)$$

with variable and parameter descriptions are given in Table 1. Here, the unit for the time variable  $t$  is day.

**Table 1. Parameters Involved in the SEIR Model**

Parameter	Description	Unit
$\beta$	transmission rate from susceptible to infected individual	day <sup>-1</sup>
$\gamma$	recovery rate of each infected individual	day <sup>-1</sup>
$\sigma$	movement rate from exposed to infected individual	day <sup>-1</sup>
$\mu$	individual birth and death rates in each group	day <sup>-1</sup>
$\nu$	vaccination rate for susceptible individual	day <sup>-1</sup>

As written in Table 1, parameter  $\beta$  is a parameter that functions to control how quickly an individual moves from susceptible to exposed individuals. Parameter  $\sigma$  describes the rate for the movement of the exposed population to the infected population; parameter  $\gamma$  describes the infected population becoming resistant (recovered). There are two additional parameters to see the transition system for the spread of meningitis, namely: parameter  $\mu$  which is a parameter of natural birth and death rates that is not affected by disease, and parameter  $\nu$  which describes the rate of vaccination applied to the susceptible individuals. This vaccination is given to susceptible populations with the aim of making susceptible individuals recovered directly without becoming exposed or infected (Allmandan & Rhodes, 2004).

### Euler Method

An initial value problem for differential equations can be expressed as follows (Butcher, 2003; Agrawal, 2016):

$$\frac{dy}{dt} = f(t, y), \quad a \leq t \leq b, \quad y(a) = \alpha. \quad (5)$$

Here,  $t$  is the time variable, which is free;  $y$  is the dependent variable with respect to  $t$ ;  $f$  is a function dependent on  $t$  and  $y$ ;  $a$ ,  $b$ , and  $\alpha$  are known constants.

The Euler method for problem (5) is expressed as:

$$y_{i+1} = y_i + hf(t_i, y_i), \quad (6)$$

where  $i = 0, 1, 2, \dots, N - 1$  and  $h = t_{i+1} - t_i$  and  $y_0 = y(a) = \alpha$  for a chosen positive integer  $N$ .

### Heun Method

The Heun method is commonly known as the improvement of the Euler method and its order of accuracy is higher than Euler's. This method is the result of a generalization of the Euler method by Heun (Chandio & Memon, 2010; Ningsi, 2019). The Heun method consists of predictor and corrector steps, in which the predictor is calculated using the Euler method. The Heun iteration formula for problem (5) can be written as follows:

*Predictor:*

$$\bar{y}_{i+1} = y_i + hf(t_i, y_i), \quad (7)$$

*Corrector:*

$$y_{i+1} = y_i + \frac{h}{2} [f(t_i, y_i) + f(t_{i+1}, \bar{y}_{i+1})], \quad (8)$$

where  $i = 0, 1, 2, \dots, N - 1$  and  $h = t_{i+1} - t_i$  and  $y_0 = y(a) = \alpha$  for a chosen positive integer  $N$ .

### RK4 Method

The RK4 method has been widely used, because it has a high order of accuracy and is more accurate than the two previous mentioned methods. The RK4 method for problem (5) has the following form (Fredilina & Werthi, 2018; Huzaimah, 2016):

$$y_{i+1} = y_i + \frac{1}{6}(k_1 + 2k_2 + 2k_3 + k_4), \quad (9)$$

in which:

$$k_1 = hf(t_i, y_i), \quad (10)$$

$$k_2 = hf\left(t_i + \frac{1}{2}h, y_i + \frac{1}{2}k_1\right), \quad (11)$$

$$k_3 = hf\left(t_i + \frac{1}{2}h, y_i + \frac{1}{2}k_2\right), \quad (12)$$

$$k_4 = hf(t_i + h, y_i + k_3), \quad (13)$$

where  $i = 0, 1, 2, \dots, N - 1$  and  $h = t_{i+1} - t_i$  and  $y_0 = y(a) = \alpha$  for a chosen positive integer  $N$ .

## RESULTS AND DISCUSSION

This section reports our simulation results and provides discussion about them. Numerical programming and simulation are done using the MATLAB software. For all simulations, initial values and parameter values are presented in Table 2. It should be noted that all parameter values and initial values in Table 2 are assumptions. The value of  $h$  in Table 2 is chosen specifically with the consideration that the simulation results will be quite accurate and the simulation process is relatively short (only a few seconds of simulation on a laptop computer).

This section contains four subsections. The first subsection contains the solution to the SEIR model using the Euler method. The second subsection reports the solution to the SEIR model using the Heun method. The third subsection contains the solution to the SEIR model using the RK4 method. The fourth subsection contains a comparison of the errors of the Euler method, the Heun method, and the RK4 method.

**Table 2. Descriptions and Values of Parameters and Initial Values of Variables in Simulations of the Spread of Meningitis (Hurit, 2020)**

Description	Variable and Parameter	Value
Transmission rate from susceptible to infected individual	$\beta$	0.90
Recovery rate of each infected individual	$\gamma$	0.20
Movement rate from exposed to infected individual	$\sigma$	0.50
Individual birth and death rates in each group	$\mu$	0.12
Vaccination rate for susceptible individual	$\nu$	0.50
Time variable	$t$	[0, 30]
Initial value of variable $S$	$S(0)$	10
Initial value of variable $E$	$E(0)$	5
Initial value of variable $I$	$I(0)$	0
Initial value of variable $R$	$R(0)$	0
Time step for the discretized SEIR model	$h$	0.1

### Solving SEIR Model using Euler Method

The formulation of the Euler method to solve the SEIR model of the spread of meningitis can be written as follows:

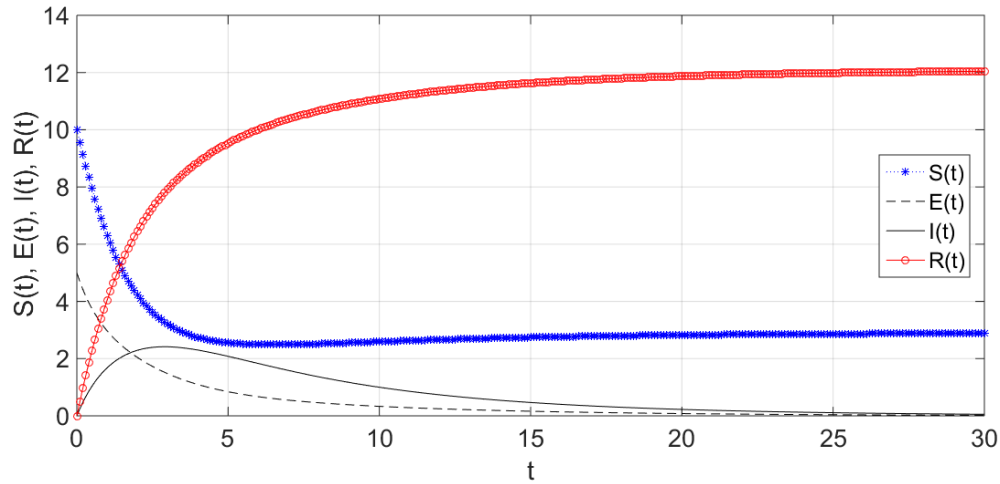
$$S_{n+1} = S_n + h \left( \mu(N - S_n) - \beta \frac{S_n I_n}{N} - \nu S_n \right), \quad (14)$$

$$E_{n+1} = E_n + h \left( \beta \frac{S_n I_n}{N} - (\mu + \sigma) E_n \right), \quad (15)$$

$$I_{n+1} = I_n + h(\sigma E_n - (\mu + \gamma) I_n), \quad (16)$$

$$R_{n+1} = R_n + h(\gamma I_n - \mu R_n + \nu S_n), \quad (17)$$

where  $n = 0, 1, 2, \dots, N - 1$  for an integer  $N$ ;  $h = t_{n+1} - t_n$ , and  $t_n$  is discrete time value. Using the initial values and parameter values from Table 2, simulation results are obtained as shown in Figure 2. It should be noted that the exact analytical solution of the SEIR model has not yet been found (not available until this paper is written).



**Figure 2. Solution to the SEIR Model of Meningitis Spread Using the Euler Method**

Figure 2 shows the solution to the SEIR epidemic model of meningitis spread using the Euler method. Over time, the exposed and the infected subpopulations approach asymptotically to zero. At the same time, the susceptible and the recovered subpopulations moves towards their equilibrium values.

### Solving SEIR Model using Heun Method

The Heun method for solving the SEIR model which is considered to have a predictor-corrector numerical scheme is as follows:

*Predictor:*

$$\bar{S}_{n+1} = S_n + h \left( \mu(N - S_n) - \beta \frac{S_n I_n}{N} - \nu S_n \right), \quad (18)$$

$$\bar{E}_{n+1} = E_n + h \left( \beta \frac{S_n I_n}{N} - (\mu + \sigma) E_n \right), \quad (19)$$

$$\bar{I}_{n+1} = I_n + h(\sigma E_n - (\mu + \gamma) I_n), \quad (20)$$

$$\bar{R}_{n+1} = R_n + h(\gamma I_n - \mu R_n + \nu S_n), \quad (21)$$

*Corrector:*

$$S_{n+1} = S_n + \frac{h}{2} \left[ \left( \mu(N - S_n) - \beta \frac{S_n I_n}{N} - \nu S_n \right) + \left( \mu(N - \bar{S}_{n+1}) - \beta \frac{\bar{S}_{n+1} \bar{I}_{n+1}}{N} - \nu \bar{S}_{n+1} \right) \right], \quad (22)$$

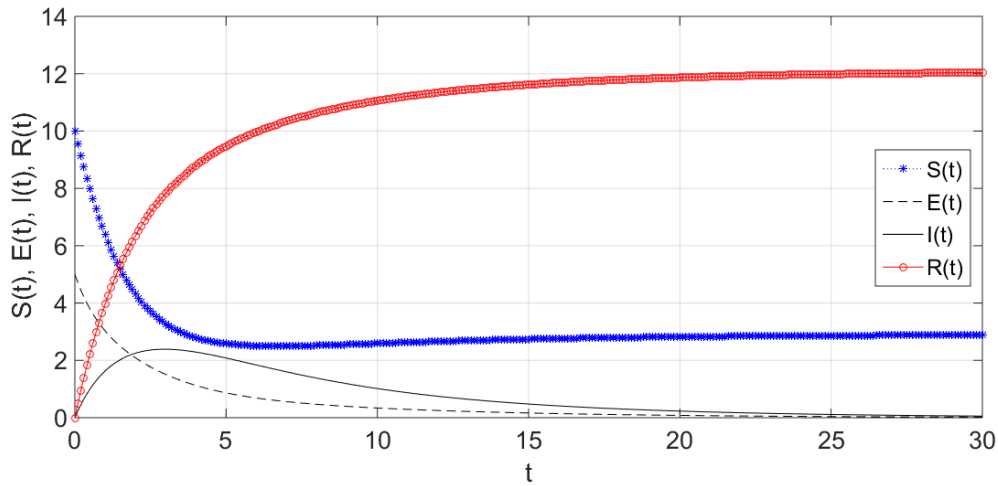
$$E_{n+1} = E_n + \frac{h}{2} \left[ \left( \beta \frac{S_n I_n}{N} - (\mu + \sigma) E_n \right) + \left( \beta \frac{\bar{S}_{n+1} \bar{I}_{n+1}}{N} - (\mu + \sigma) \bar{E}_{n+1} \right) \right], \quad (23)$$



$$I_{n+1} = I_n + \frac{h}{2} [(\sigma E_n - (\mu + \gamma)I_n) + (\sigma \bar{E}_{n+1} - (\mu + \gamma)\bar{I}_{n+1})], \tag{24}$$

$$R_{n+1} = R_n + \frac{h}{2} [(\gamma I_n - \mu R_n + \nu S_n) + (\gamma \bar{I}_{n+1} - \mu \bar{R}_{n+1} + \nu \bar{S}_{n+1})], \tag{25}$$

where  $n = 0, 1, 2, \dots, N - 1$  for an integer  $N$ ;  $h = t_{n+1} - t_n$ , and  $t_n$  is discrete time value.



**Figure 3. Solution to the SEIR Model of Meningitis Spread Using the Heun Method**

Figure 3 shows the simulation results of the solution to the SEIR epidemic model using the Heun method. This graph is similar to the simulation results using the Euler method. Over time, the majority of individuals in the system fall into the recovered group and a small proportion are in the susceptible group. Over a long period of time, the numbers of individuals in the exposed and infected groups are almost zero.

**Solving SEIR Model using RK4 Method**

The application of the RK4 method to the SEIR model of the spread of meningitis provides the following auxiliary variables:

$$k_{1S} = h \left( \mu(N - S_n) - \beta \frac{S_n I_n}{N} - \nu S_n \right), \tag{26}$$

$$k_{1E} = h \left( \beta \frac{S_n I_n}{N} - (\mu + \sigma) E_n \right), \tag{27}$$

$$k_{1I} = h(\sigma E_n - (\mu + \gamma) I_n), \tag{28}$$

$$k_{1R} = h(\gamma I_n - \mu R_n + \nu S_n), \tag{29}$$

$$k_{2S} = h \left( \mu \left( N - \left( S_n + \frac{1}{2} k_{1S} \right) \right) - \frac{\beta}{N} \left( S_n + \frac{1}{2} k_{1S} \right) \left( I_n + \frac{1}{2} k_{1I} \right) - \nu \left( S_n + \frac{1}{2} k_{1S} \right) \right), \tag{30}$$

$$k_{2E} = h \left( \frac{\beta}{N} \left( S_n + \frac{1}{2} k_{1S} \right) \left( I_n + \frac{1}{2} k_{1I} \right) - (\mu + \sigma) \left( E_n + \frac{1}{2} k_{1E} \right) \right), \tag{31}$$

$$k_{2I} = h \left( \sigma(E_n + \frac{1}{2}k_{1E}) - (\mu + \gamma)(I_n + \frac{1}{2}k_{1I}) \right), \quad (32)$$

$$k_{2R} = h \left( \gamma(I_n + \frac{1}{2}k_{1I}) - \mu(R_n + \frac{1}{2}k_{1R}) + \nu(S_n + \frac{1}{2}k_{1S}) \right), \quad (33)$$

$$k_{3S} = h \left( \mu \left( N - (S_n + \frac{1}{2}k_{2S}) \right) - \frac{\beta}{N} (S_n + \frac{1}{2}k_{2S})(I_n + \frac{1}{2}k_{2I}) - \nu(S_n + \frac{1}{2}k_{2S}) \right), \quad (34)$$

$$k_{3E} = h \left( \frac{\beta}{N} (S_n + \frac{1}{2}k_{2S})(I_n + \frac{1}{2}k_{2I}) - (\mu + \sigma)(E_n + \frac{1}{2}k_{2E}) \right), \quad (35)$$

$$k_{3I} = h \left( \sigma(E_n + \frac{1}{2}k_{2E}) - (\mu + \gamma)(I_n + \frac{1}{2}k_{2I}) \right), \quad (36)$$

$$k_{3R} = h \left( \gamma(I_n + \frac{1}{2}k_{2I}) - \mu(R_n + \frac{1}{2}k_{2R}) + \nu(S_n + \frac{1}{2}k_{2S}) \right), \quad (37)$$

$$k_{4S} = h \left( \mu(N - (S_n + k_{3S})) - \frac{\beta}{N} (S_n + k_{3S})(I_n + k_{3I}) - \nu(S_n + k_{3S}) \right), \quad (38)$$

$$k_{4E} = h \left( \frac{\beta}{N} (S_n + k_{3S})(I_n + k_{3I}) - (\mu + \sigma)(E_n + k_{3E}) \right), \quad (39)$$

$$k_{4I} = h(\sigma(E_n + k_{3E}) - (\mu + \gamma)(I_n + k_{3I})), \quad (40)$$

$$k_{4R} = h(\gamma(I_n + k_{3I}) - \mu(R_n + k_{3R}) + \nu(S_n + k_{3S})), \quad (41)$$

so the numerical scheme of the RK4 method for the SEIR model is as follows:

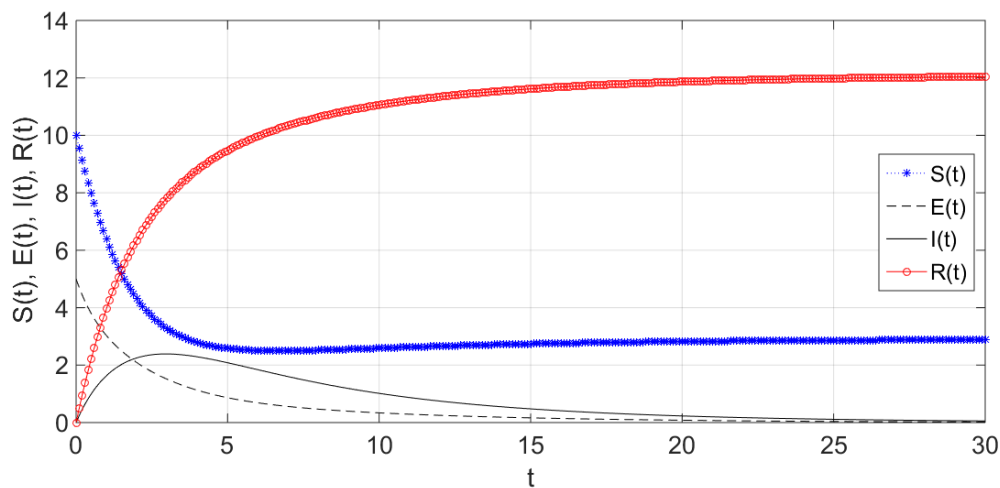
$$S_{n+1} = S_n + \frac{1}{6}(k_{1S} + 2k_{2S} + 2k_{3S} + k_{4S}), \quad (42)$$

$$E_{n+1} = E_n + \frac{1}{6}(k_{1E} + 2k_{2E} + 2k_{3E} + k_{4E}), \quad (43)$$

$$I_{n+1} = I_n + \frac{1}{6}(k_{1I} + 2k_{2I} + 2k_{3I} + k_{4I}), \quad (44)$$

$$R_{n+1} = R_n + \frac{1}{6}(k_{1R} + 2k_{2R} + 2k_{3R} + k_{4R}). \quad (45)$$

Here,  $n = 0, 1, 2, \dots, N - 1$  for an integer  $N$ ;  $h = t_{n+1} - t_n$ , and  $t_n$  is discrete time value.



**Figure 4. Solution to the SEIR Model of Meningitis Spread Using the RK4 Method**

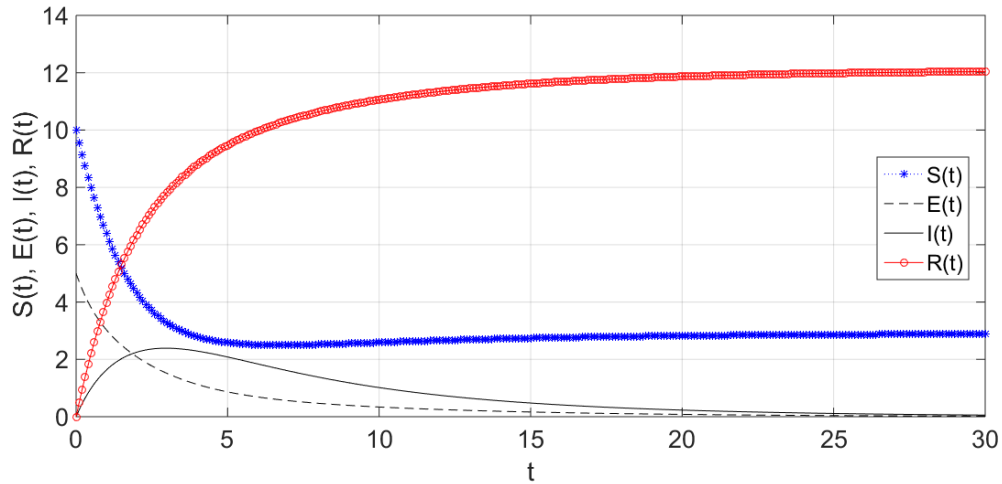
Figure 4 shows the simulation results of the solution to the SEIR epidemic model using the RK4 method. In theory, this graph is more accurate than the graph in Figure 2 of the Euler method and the graph in Figure 3 of the Heun method. This is because the Euler method has the first order of accuracy, the Heun method has the second order of accuracy, while the RK4 method has the fourth order of accuracy (Butcher, 2003). These orders of accuracy are influenced by the accuracy of the numerical integration process of the derivative of the function involved in the differential equations (Butcher, 2003). The graphs in Figure 2, Figure 3, and Figure 4 show the same behavior and similar results for the susceptible group  $S(t)$ , the exposed group  $E(t)$ , the infected group  $I(t)$ , and the recovered group  $R(t)$ . It appears that as time goes on, the recovered group gets larger approaching its equilibrium, while the exposed group and infected group get smaller towards zero, and the susceptible group goes to its constant equilibrium. This shows that the vaccination applied in this population system has been successfully applied to eradicate the spread of meningitis.

### **Error Comparison between Euler, Heun, and RK4 Solutions**

This subsection is devoted to a comparison of the absolute errors between the solutions produced by the Euler method (Figure 2), the Heun method (Figure 3), the RK4 method (Figure 4) and the reference solution shown in Figure 5. We observe that Figures 2-5 depict the same behavior of the solutions to the SEIR model. To confirm which method is the most accurate among the Euler method, Heun method, and RK4 method in simulating the spread of meningitis, the errors of these three methods need to be quantified. It should be noted that the exact analytical solution of the SEIR model expressed by equations (1)-(4) has not been found so far. Therefore, the reference solution is taken from the ode45 algorithm in the MATLAB software. The relative tolerance and absolute tolerance that we specified in ode45 are  $2.3 \times 10^{-14}$ , so that this reference solution is believed to be accurate. The tolerance value of  $2.3 \times 10^{-14}$  is chosen, because this value is easy to remember and close enough to the default tolerance  $2.22045 \times 10^{-14}$  of the ode45 algorithm of the MATLAB software.

From Table 3, we observe that the errors from the largest to the smallest are the errors of Euler method, Heun method, and RK4 method, respectively. This means that the accuracy of the Heun method is between the accuracy of Euler method and that of the RK4 method. Furthermore, the Euler method produces solution which is least accurate, and the RK4 method produces the most accurate solution among the three applied methods.

---



**Figure 5. Solution to the SEIR Model of Meningitis Spread Using MATLAB’s ode45**

**Table 3. Comparison of Absolute Errors of Solutions by Euler Method, Heun Method, and RK4 Method**

Solving Method	Absolute Error of Variable <i>S</i>	Absolute Error of Variable <i>E</i>	Absolute Error of Variable <i>I</i>	Absolute Error of Variable <i>R</i>
Euler	$1.28 \times 10^{-2}$	$1.03 \times 10^{-2}$	$1.13 \times 10^{-2}$	$2.30 \times 10^{-2}$
Heun	$2.74 \times 10^{-4}$	$1.69 \times 10^{-4}$	$2.15 \times 10^{-4}$	$2.65 \times 10^{-4}$
RK4	$6.64 \times 10^{-8}$	$4.13 \times 10^{-8}$	$1.22 \times 10^{-7}$	$3.79 \times 10^{-8}$

From the results of the comparison of errors between the Euler method, Heun method, and the RK4 method, it is suggested that in solving the mathematical model of the spread of meningitis, the RK4 method should be used. This RK4 method can be applied to solve other models of disease spread, for example in problems discussed by Mungkasi (2021, 2020a, 2020b) and Mungkasi et al. (Pratiwi & Mungkasi, 2021; Simangunsong & Mungkasi, 2021; Lede & Mungkasi, 2019). This research can be developed and expanded for problems in other topics (Kovalnogov, et al., 2021; Yang, et al., 2019; Guan & Shen, 2018; Karasözen, 1998).

**CONCLUSION**

Solutions to the SEIR model in this paper are shown as graphs generated numerically using MATLAB programs based on the Euler method, Heun method, and RK4 method. Each accuracy of the numerical solutions of the three methods is measured by absolute error which is based on the reference solution of the ode45 algorithm in the MATLAB software. The

reference solution of the ode45 algorithm is taken, because the exact analytical solution for the SEIR model has not yet been found. The graphs of the solutions to the SEIR model show that the numerical solutions produced using the three methods have the same behavior as the reference solution. Theoretically, the accuracy of the RK4 method is higher than that of the Euler method and that of the Heun method. This theory has been confirmed in this paper numerically. From the simulation results, it is concluded that the three methods can be applied to solve the SEIR model of meningitis spread, and that vaccination can be applied to eradicate the spread of meningitis in the human population.

### THANK-YOU NOTE

This paper was developed based on the unpublished master's thesis of the first author (Roberta Uron Hurit) under the supervision of the second author (Sudi Mungkasi) at Universitas Sanata Dharma, Yogyakarta in year 2020. The SEIR model, numerical schemes, and parameter values as well as the initial values of the variables are taken from the thesis, whereas other parts of this paper are new development made by the two authors. Both authors thank Institut Keguruan dan Teknologi Larantuka as well as Universitas Sanata Dharma for all the support provided in this research.

### REFERENCES

- Agrawal, N. (2016). Application of Modified Euler's Method in Obtaining Numerical Solution of Swing Equation. *International Journal of Scientific Research Engineering & Technology*, 5 (11), 561-567.
- Allmandan, E. S., & Rhodes, J. A. (2004). *Mathematical Models in Biology: An Introduction*. Cambridge: Cambridge University Press.
- Asamoah, J. K. K., Nyabadza, F., Seidu, B., Chand, M., & Dutta, H. (2018). Mathematical Modelling of Bacterial Meningitis Transmission Dynamics with Control Measures. *Computational and Mathematical Methods in Medicine*, 3 (1), 2657461.
- Butcher, J. C. (2003). *Numerical Methods for Ordinary Differential Equation*. Chichester: John Wiley & Sons.
- Chandio, M. S., & Memon, A. G. (2010). Improving the Efficiency of Heun's Method. *Sindh University Research Journal (Science Series)*, 42 (2), 85-88.
- Fredilina, K. Q., & Werthi, K. T. (2018). Pemodelan Matematika dengan Metode Runge Kutta untuk Penyakit Campak Menggunakan MATLAB R2010a. *Jurnal Teknologi Informasi dan Komputer*, 4 (2), 150-155.
- Guan, L., & Shen, J. (2018). Bifurcation Analysis about a Mathematical Model of Somitogenesis Based on the Runge-Kutta Method. *Wireless Personal Communications*, 103, 221-230.
- Hurint, R. U., Ndi, M., & Lobo, M. (2017). Analisis Sensitivitas Model Epidemi SEIR. *Online Journal of Natural Science*, 6 (1), 22-28.
- Hurit, R. U. (2020). *Penyelesaian Model SEIR untuk Penyebaran Penyakit Meningitis Menggunakan Metode Euler, Metode Heun dan Metode Runge-Kutta Orde Empat*.
-

- Master's Thesis, Department of Mathematics Education, Faculty of Teacher Training and Education, Universitas Sanata Dharma, Yogyakarta.
- Huzaimah, H. (2016). *Metode Analitik dan Metode Runge-Kutta Orde 4 dalam Penyelesaian Persamaan Getaran Pegas Teredam*. Bachelor's Thesis, Department of Mathematics, Faculty of Science and Technology, Universitas Islam Negeri Maulana Malik Ibrahim, Malang.
- Karasözen, B. (1998). Runge-Kutta Methods for Hamiltonian Systems in Non-Standard Symplectic Two-Form. *International Journal of Computer Mathematics*, 66 (1-2), 113-122.
- Kovalnogov, V. N., Simos, T. E., & Tsitouras, C. (2021). Runge-Kutta Pairs Suited for SIR-Type Epidemic Models. *Mathematical Methods in the Applied Sciences*, 44 (6), 5210-5216.
- Lede, Y. K., & Mungkasi, S. (2019). Performance of the Runge-Kutta Methods in Solving a Mathematical Model for the Spread of Dengue Fever Disease. *AIP Conference Proceedings*, 2202, 020044.
- Mungkasi, S. (2021). Variational Iteration and Successive Approximation Methods for a SIR Epidemic Model with Constant Vaccination Strategy. *Applied Mathematical Modelling*, 90, 1-10.
- Mungkasi, S. (2020a). Improved Variational Iteration Solutions to the SIR Model of Dengue Fever Disease for the Case of South Sulawesi. *Journal of Mathematical and Fundamental Sciences*, 52 (3), 297-311.
- Mungkasi, S. (2020b). Successive Approximation, Variational Iteration, and Multistage-Analytical Methods for a SEIR Model of Infectious Disease Involving Vaccination Strategy. *Communication in Biomathematical Sciences*, 3 (2), 114-126.
- Ningsi, G. P. (2019). *Penerapan Metode Euler, Metode Heun, dan Metode Iterasi Variasional dalam Menyelesaikan Sistem Transmisi Tuberkulosis*. Tesis. Universitas Sanata Dharma, Yogyakarta.
- Ozalp, N., & Demirci, E. (2011). A Fractional Order SEIR Model with Vertical Transmission. *Mathematical and Computer Modeling*, 54 (1-2), 1-6.
- Pratiwi, C. D., & Mungkasi, S. (2021). Euler's and Heun's Numerical Solutions to a Mathematical Model of the Spread of COVID-19. *AIP Conference Proceedings*, 2353, 030110.
- Simangunsong, L., & Mungkasi, S. (2021). Fourth Order Runge-Kutta Method for Solving a Mathematical Model of the Spread of HIV-AIDS. *AIP Conference Proceedings*, 2353, 030092.
- Yang, M., Fang, H., Wang, F., Jia, H., Lei, J., & Zhang, D. (2019). The Three Dimension First-Order Symplectic Partitioned Runge-Kutta Scheme Simulation for GPR Wave Propagation in Pavement Structure. *IEEE Access*, 7, 151705-151712.
-



# SERTIFIKAT

Direktorat Jenderal Penguatan Riset dan Pengembangan,  
Kementerian Riset, Teknologi dan Pendidikan Tinggi



Kutipan dari Keputusan Direktur Jenderal Penguatan Riset dan Pengembangan  
Kementerian Riset, Teknologi dan Pendidikan Tinggi Republik Indonesia  
Nomor: 36/E/KPT/2019, 13 Desember 2019  
Peringkat Akreditasi Jurnal Ilmiah Periode VII Tahun 2019  
Nama Jurnal Ilmiah

**Mathline : Jurnal Matematika dan Pendidikan Matematika**

E-ISSN: 26223627

**Penerbit: Universitas Wiralodra**

Ditetapkan Sebagai Jurnal Ilmiah

TERAKREDITASI



**TERAKREDITASI PERINGKAT 4**

Akreditasi Berlaku Selama 5 (lima) Tahun, Yaitu  
Volume 3 Nomor 1 Tahun 2018 sampai Volume 7 Nomor 2 Tahun 2022

Jakarta, 13 Desember 2019  
Direktur Jenderal Penguatan Riset dan Pengembangan



D. Muhammad Dimiyati  
NIP. 195912171984021001